

ALLFORD
HALL
MONAGHAN
MORRIS

Westminster Academy

at The Naim Dangoor Centre
Information
Pack



Westminster Academy

at the Naim Dangoor Centre

A city academy for 1175 students and 128 staff members planned around a linear atrium on a challenging site adjacent to an elevated motorway. Colour has been used extensively on the elevations, a reaction to the gritty quality of the area. The local community, which was fully involved in the project, has extensive access to both the school and its sports facilities.

The building is a creative, engaging environment that uses connectivity and flexibility to provide pupils with a place where they can take individual responsibility for their education. The internal configuration encourages team working by both staff and pupils and provides facilities for the pupils' families as well as local residents.

Sector :	Education
Location :	London, UK
Address :	255 Harrow Road London W2 5EZ
Client :	Westminster Academy, Westminster City Council, DCSF and Exilarch Foundation
Value :	£25m
Start :	August 2003
Completion :	September 2007
Contract Type :	Traditional JCT98 with Quantities

Key Dates

August 2003 :	Allford Hall Monaghan Morris appointed as design architect for Westminster Academy (Chelsfield plc original sponsors)
January 2004 :	Stage C Report issued
June 2004 :	Stage D Report issued
June 2004 :	Detailed Planning Application submitted
October 2004 :	Planning approval for scheme received
December 2004 :	Stage E Report issued
June 2005 :	Scheme tendered
October 2005 :	Galliford Try appointed as main contractor
December 2005 :	Commencement of works on site by Galliford Try
September 2006 :	Westminster Academy opens in Penfold Street premises
January 2007:	New sponsor: Exilarch Foundation (David Dangoor)
September 2007:	Completion of main building
October 2007:	Completion of sports building and landscape
September 2007:	Westminster Academy opens for pupils

Areas

Gross Internal :	141,000 ft ² 13,100 m ²
Classrooms :	36,060 ft ² 3,350 m ²
Dining + Cafe :	5,750 ft ² 540 m ²
Library :	4,850 ft ² 450 m ²
Assembly + Lecture :	4,410 ft ² 410 m ²
Sports + Dance :	14,000 ft ² 1,302 m ²
Terraces/Courtyard :	12,375 ft ² 1,150 m ²

Brief Planning History

The planning application was submitted to the Westminster City Council on the 24th June 2004. The application was made for full planning permission for the:

- > Erection of 4 to 5 storey city academy building fronting Harrow Road with associated external grounds;
- > Erection of 2 storey sports hall (shared academy and community facility) with associated external grounds in Torquay Street; and
- > Upgrade of existing pedestrian right of way and new landscaping.

Planning approval for the scheme was received in October 2004.

Project Team

Client :	Westminster Academy, Westminster City Council, DCSF and Exilarch Foundation
Sponsor :	Exilarch Foundation, David Dangoor
Architect :	Allford Hall Monaghan Morris
Lead Consultant :	Building Design Partnership
Project Manager :	Capita Symonds
Cost Consultant :	Davis Langdon
Main Contractor :	Galliford Try
FF&E Consultant :	Building Design Partnership
Environmental Designer :	Morag Myerscough/Studio Myerscough
ICT Consultant :	Hornagold & Hills
Security Consultant :	Buro Happold
Structural Engineer :	Building Design Partnership
Catering Consultant :	Winton Nightingale
Services Engineer :	Building Design Partnership
Acoustic Consultant :	Sandy Brown Associates
Landscape Architect :	Building Design Partnership
Fire Consultant :	Warrington Fire
Lighting Engineer :	Building Design Partnership
Building Control :	MLM
Planning Supervisor :	PCM Safety

Allford Hall Monaghan Morris Team Members

Simon Allford, Sarah Baccin, Sonia Browse, Robert Burton, Ming Chung, Julie Franklin, Mark Foster, Alexis Germanos, Ben Gibson, Susan Le Good, Jonathan Hall, Lee Higson, Stuart Hill, Gareth Jones, Victor Kite, Demetra Lindsay, Paul Monaghan, Peter Morris, Steve Morton, Gabriel Musat, Mira Porstmann, Goh Ong, Anna Radcliffe, Alexa Ratcliffe, Debby Ray, Heidrun Schuhmann, Laura Stephenson, Matt Thornley & James White.

For further information and images please contact

Allford Hall Monaghan Morris

Morelands
5-23 Old Street, London
EC1V 9HL

T: +44 (0)20 7251 5261

E: press@ahmm.co.uk

Project Description

A Vision for Learning

The Westminster Academy is a new secondary school in West London, housing 1175 pupils and 128 staff members. The sponsor, Exilarch Foundation and the head, Alison Banks, had a powerful vision of learning for the school that embraces the latest thinking in education and the ideals of the RSA Curriculum of the 21st century. The driving idea was to create a sustainable learning environment that inspired creativity and enabled connectivity and flexibility. This approach seeks to create a completely different learning environment – one that raises expectations in terms of what this might mean in the 21st century.

In response to a clear and progressive brief, the architect created a building that draws upon the extensive and varied experience of their practice in a range of sectors. The new school creates an environment where the core values of enterprise, global citizenship and communication can be delivered through a flexible and responsive learning framework that gives pupils individual responsibility for their education and encourages team working by both staff and pupils.

Civic Pride

The Academy is located in a gritty urban context, dominated by the Westway, 1960s tower blocks and the Harrow Road. The site is also crossed by a public right of way and houses several public sports pitches. The physical complexities of the site are matched by the cultural and social challenges of working in one of the poorest areas in London where 95% of students are bilingual. The aspiration was to create a new civic landmark in which the pupils, staff and wider community felt a sense of pride. The school is a 5-storey building located along one edge of the site lining the Harrow Road housing all facilities except the sports hall separated to allow for year round community use.

The simple form of the school, responding to the need for a fully sealed building, has a bold, expressive façade stratified into large panels of glazing, vibrantly coloured terracotta tiles in green and yellow and a series of illuminated screens. These layers, relating to the functions inside, create a dramatic building by day that transforms into a glowing beacon at night. The rear elevation facing the Westway continues this stratification with deep, cantilevered balconies overlooking the terraced landscape. As well as providing sheltered outdoor spaces on all levels, these balconies act as the primary means of escape for the classrooms and therefore allow the central atrium to be totally open.

Green Environment

Sustainability was a core theme of the project approached through the design of all elements and the selection of materials and services. Within the glazed atrium, which provides significant amounts of natural light within the building, the system for shading has been designed as a sculptural feature running north/south. The system of baffles, coloured green and yellow in one direction and painted white on the reverse to maximise reflected light provide effective shading but are made from simple door blanks.

Due to the requirement to keep out noise from the Westway and Harrow Road the building is sealed and so mechanically ventilated, which provides greater flexibility in use to spaces internally.

The in-situ, exposed concrete frame, projecting balconies on the rear elevation and the sedum roof are all sustainable features that have been designed to add drama to the school whilst delivering a range of environmental advantages – now and during the life of the building.

Security & Stimulation

For the staff, the recipe for effective learning is ‘security + stimulation’ and so the plan was driven by ideas of flexibility and connectivity. A ‘market place’ on the ground floor physically connects to all the key communal spaces at this level and visually connects to the whole school via the full height atrium with a highly-coloured sculptural roof. This dramatic central space embodies the needs of the new learning framework by operating as the hub of the school. Pupils are encouraged to plan their own working schedule and are free to move between the café and informal working spaces, a multi-functional ‘Long Room’, the library and the Green Room (lecture theatre) that can hold an entire year group.

Using Space Syntax to predict people flow around the school, AHMM designed a large central staircase as the main circulation for the school. Scissor Stairs, inspired by Escher, at each end of the building act as fire escapes only. On each floor, wide corridors allow ease of flow and are terminated by floor-to-ceiling glazing with views to the mature trees around the site. These long views and internally glazed teaching and break-out spaces create an open feel whilst providing acoustically insulated spaces and a highly efficient and clearly understood plan.

Project Description

The ideas of passive surveillance and connectivity also dictated the central location of the toilets that also have two entrances to reduce the risk of bullying. These areas are designed to a high specification with individual cubicles complete with basin, dryers and full height walls for privacy and communal areas dominated by long mirrors. Another unusual feature is the location of the dining room, 'Sky Dining', found at the top of the building, providing diners with views south across the Westway. Both the dining room and social spaces on this floor have access to large terraces front and back.

Landscape

The landscape around the two main buildings is one large terraced space leading to seven sport pitches located under the Westway for weather protection. The concrete terraces provide robust in-situ steps and benches within an orchard of new trees with different surfaces marking areas that can be used for a variety of uses. A long strata of timber clad wall at ground level ties the main building, the landscape and the Academy Sport together. The ground floor consists of a bank of locker rooms, with the dance studio and sports hall on the first floor. Diffused light will enter one end of the sports hall through Reglit glass, with the rest of the building clad in an untreated larch rainscreen. Slicing through the site is a raised bridge that maintains the public right of way.

Academy Sport

The Academy Sport building is constructed from concrete to ground floor and steel frame above. The ground floor consists of a bank of seven pairs of locker rooms, one for each sports pitch. The dance studio and sports hall are on the first floor with sprung rubber and timber floors respectively. Diffused light will enter the end of the sports hall through 'Reglit' glass, with the remainder of the building clad entirely in an untreated larch rainscreen. The building and sports pitches will be shared by community and students with managed access throughout the day.

Materials & Graphics

In contrast to the bold colourful exterior, a more austere approach to materials has been employed internally where raw concrete, painted blockwork, timber and acoustic baffles intentionally foreground the teaching environment. The building in this case is seen as a backdrop to learning and aims to encourage exhibition and display. The extensive use of graphics by Studio Myerscough also draws on commercial and civic environments. Bold branding for the school and the spaces within, a rich colour palette and large graphic elements relate to the vibrant reality of urban life beyond the school walls and to an international community – both on the doorstep and beyond.

Conclusion

Westminster Academy is a school that sets new standards for educational buildings, meeting the demands of a highly innovative and radical educational agenda and creating a place where pupils, staff and the community as a whole can come to learn, interact and aspire.

Site Photos



Site Analysis

KEY


- 1 Vehicular access
- 2 Main North facing street frontage
- 3 Noise pollution from Harrow Road
- 4 Noise pollution from Westway
- 5 Notting Hill Area
- 6 Public right of way
- 7 Main entrances for main building & sports hall

Existing Site Photos

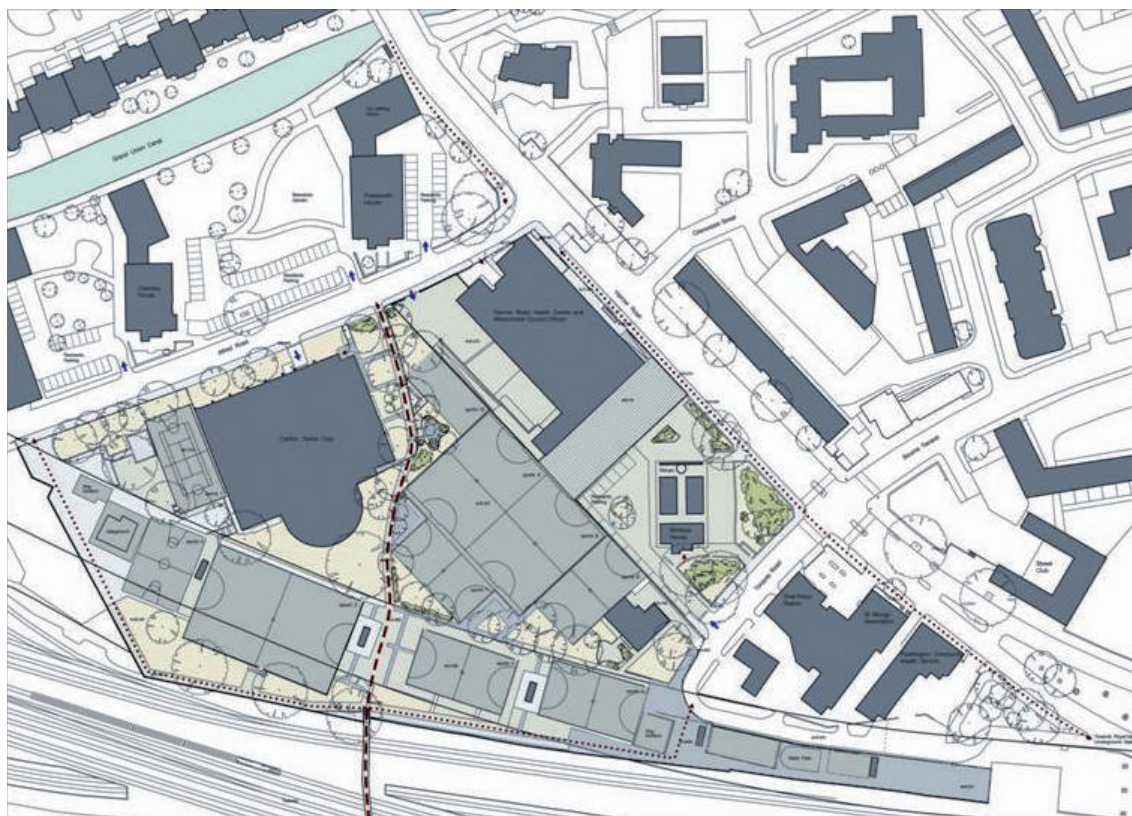


Existing site photos


Existing Site Photos



Design Development Images: Outside




Existing site plan




Proposed scheme aerial view

Design Development Images: Outside




Inspiration: geological stratification




Concept sketch



Façade & massing view



Bridget Riley 'Nataraja' 1993 influence on façade layering



Bauhaus textile - influence on façade layering



Bauhaus textile - influence on façade layering

Design Development Images: Outside



NA1. SUNATION NORTH FACADE (LEVELS 1-2) 1:100

Science Class Room

- A1. Sit at 1000mm (400mm setback) (200 5500) + 150mm (split back)
- A2. Storage over perimeter benching (2' 000) set at 1000mm (200 Metric Handbook)
- A3. Teaching Wall at 90 degrees to window (2' 000)
- A4. Slating 150mm (18.75mm needed to achieve 3% Daylight Factor (2' Window Area Calculation) BCP)

Science Prep Room

- B1. Sit at 1000mm (800mm setback) (200 5500) + 150mm (split back)
- B2. High level storage over Prep Space (2' 000) set at 1000mm (200 Metric Handbook)
- B3. Additional Prep/Cleaning Space (see fig 2' 000)
- B4. Slating 150mm (see table of slating needed to be confirmed with BCP)

10 Art Room

- C1. Sit at 1000mm for perimeter desk (2' 000 setback) (200 5500) + 150mm (split back)
- C2. Storage above desk area (2' 000) set at 1000mm (200 Metric Handbook)
- C3. Teaching Wall at 90 degrees to window (2' 000)
- C4. Run of the benching and shelving along perimeter
- C5. Slating 150mm (18.75mm needed to achieve 3% Daylight Factor (2' Window Area Calculation) BCP)

10 Art Room

- D1. Sit at 1000mm for perimeter work (2' 000 setback) (200 5500) + 150mm (split back)
- D2. High level storage set 2' 000 set at 1000mm (200 Metric Handbook)
- D3. Clay Storage (2' 000)
- D4. Possible other etc. area (to be discussed)
- D5. Slating 150mm (18.75mm needed to achieve 3% Daylight Factor (2' Window Area Calculation) BCP)

Break Out Spaces

- E1. Sit at 1000mm to allow for a bench against window
- E2. Possibility of some high level storage set at 1000mm (200 Metric Handbook)
- E3. Varies in volume of space

10KING Business Room

- F1. Sit at 1000mm to allow some perimeter desks
- F2. High level storage set 2' 000 set at 1000mm (200 Metric Handbook)
- F3. Area of full height glazing (2' 000) if set out with desks in the middle of room - consult if possible
- F4. Glazing upper floors on north facade (18.75mm needed to achieve 3% Daylight Factor (2' Window Area Calculation) BCP) area need relating to current scheme
- Note: Need for VC - Double Glazing input

Class Room

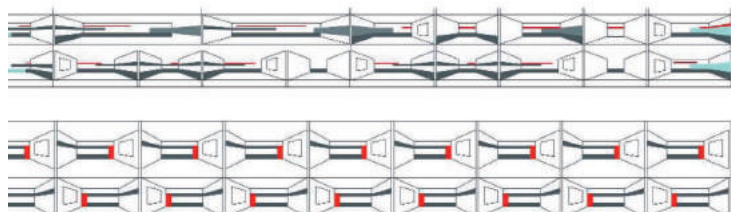
- G1. Sit at 1000mm for perimeter working + Storage
- G2. High level storage set at 1000mm (200 Metric Handbook)
- G3. Slating 150mm on North Facade (BCP) to allow area needed to achieve 3% Daylight Factor
- Note: Need for Double Glazing input

Store

- H1. Storage up to 1800mm (200 Metric Handbook maximum shelf height for adults)
- H2. High level window

10

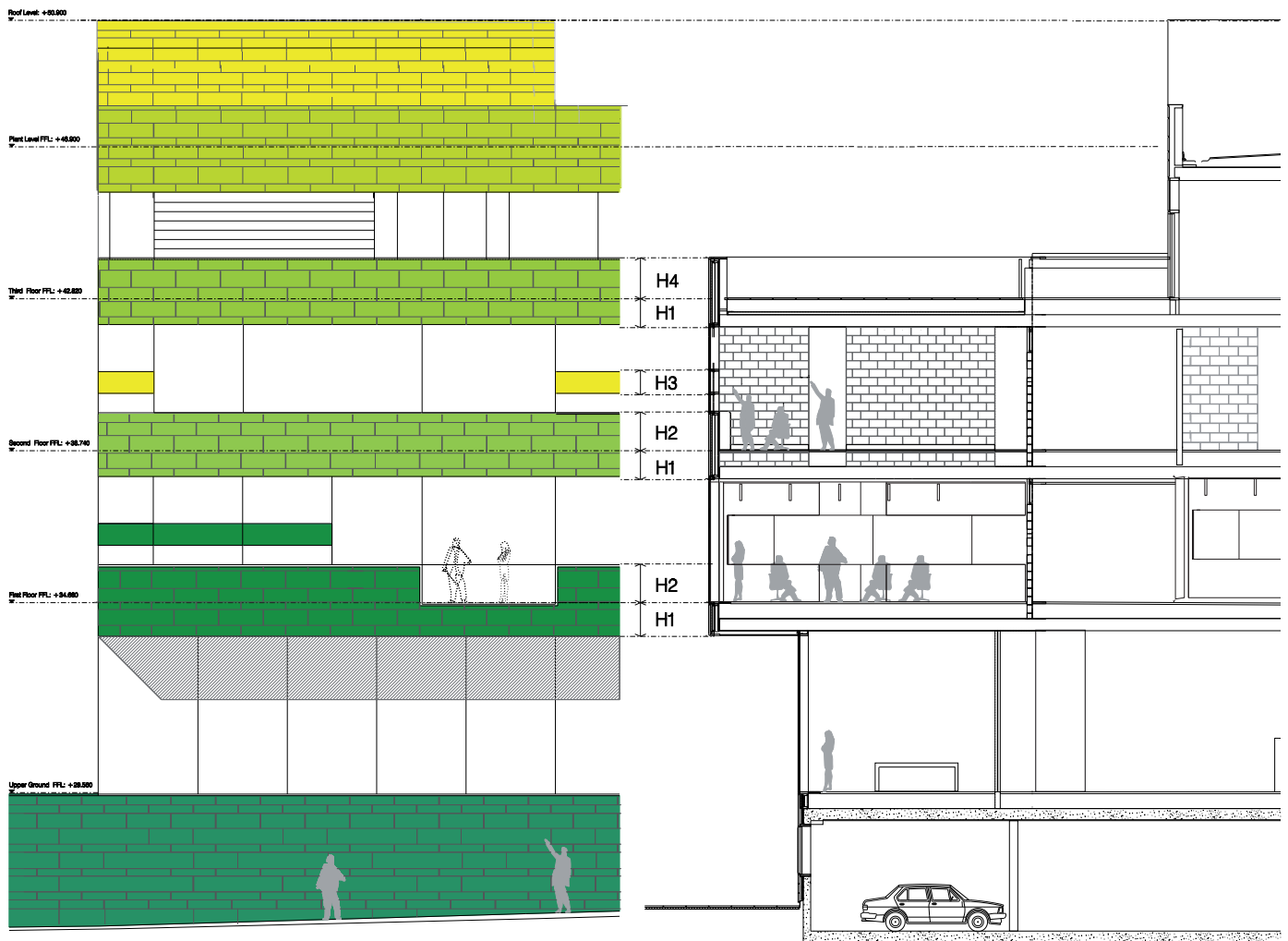
- J1. Sit at 1000mm (200mm desk gap) (200 Metric Handbook) (2' 000)
- J2. Storage up to 1800mm (200 Metric Handbook maximum shelf height for adults)
- J3. Teaching Wall at 90 degrees to window (2' 000) (200 Metric Handbook)
- J4. Slating 150mm (BCP) to confirm amount needed to achieve 3% Daylighting



CONDITION A -
CONDITION J

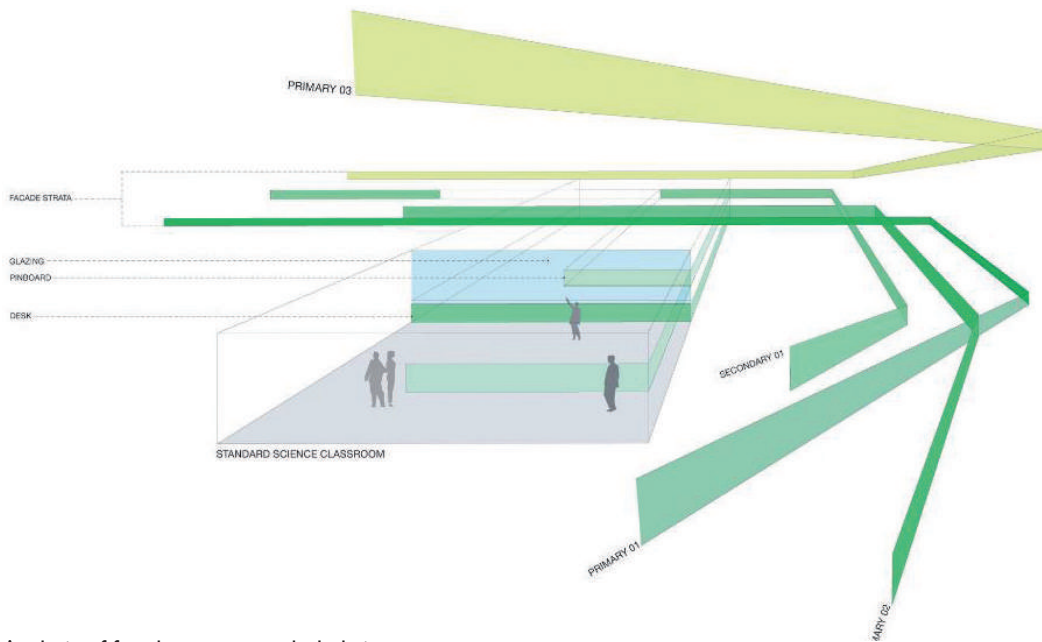


Design Development Images: Outside




- H4 PRIMARY STRATA TYPE 03; Cladding Zone between FFL and Parapet height
- H1 PRIMARY STRATA TYPE 01; Cladding zone to slab edge and floor void
- H3 SECONDARY STRATA; pin board/light box height based on ergonomic average of building user. Secondary positioning determined by total coordination of building components and materials
- H1 PRIMARY STRATA TYPE 01; cladding zone to slab edge and floor void
- H2 PRIMARY STRATA TYPE 02; cladding zone between FFL and work surface height
- H1 PRIMARY STRATA TYPE 01; cladding zone to slab edge and floor void

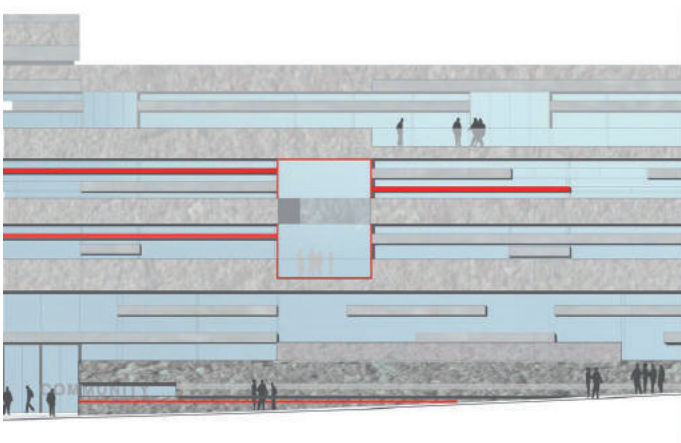
Design Development Images: Outside



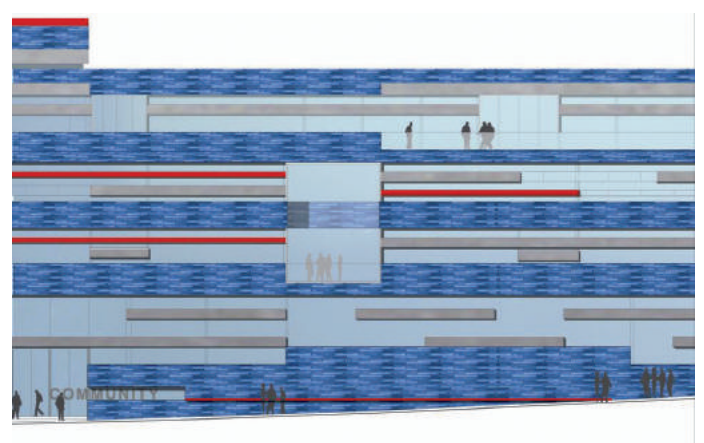
Analysis of façade strata - exploded view



Façade material & colour study

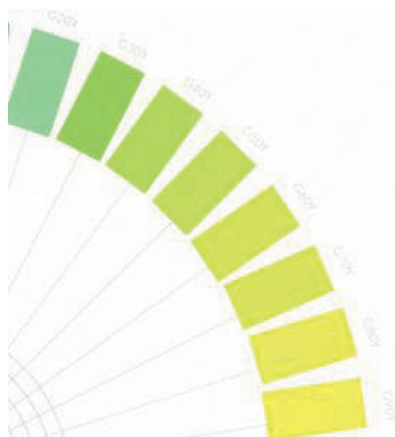


Façade material & colour study




Façade material & colour study

Design Development Images: Outside




Study of greens for façade cladding




Terracotta sample tiles for cladding


Design Development Images: Outside



Planning view North East corner




Planning view South West corner (facing to Westway)

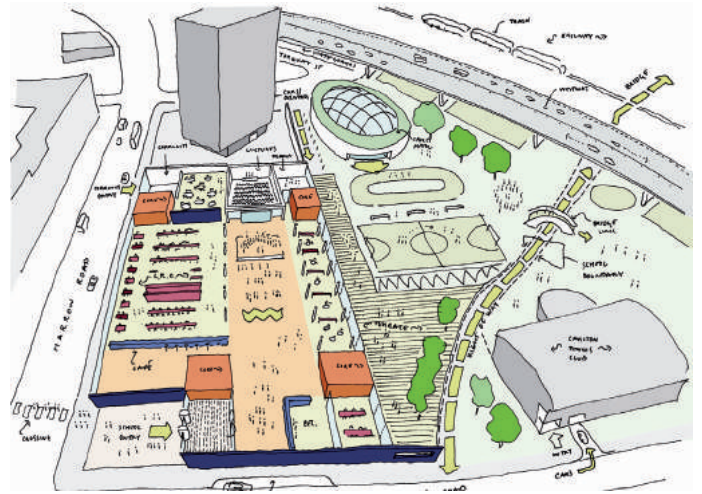


Planning view North West corner (entrance)

Design Development Images: Inside




Study of atrium section & roof



Aerial view of ground floor and whole site



Study of atrium colours & graphics



Early study of atrium interior

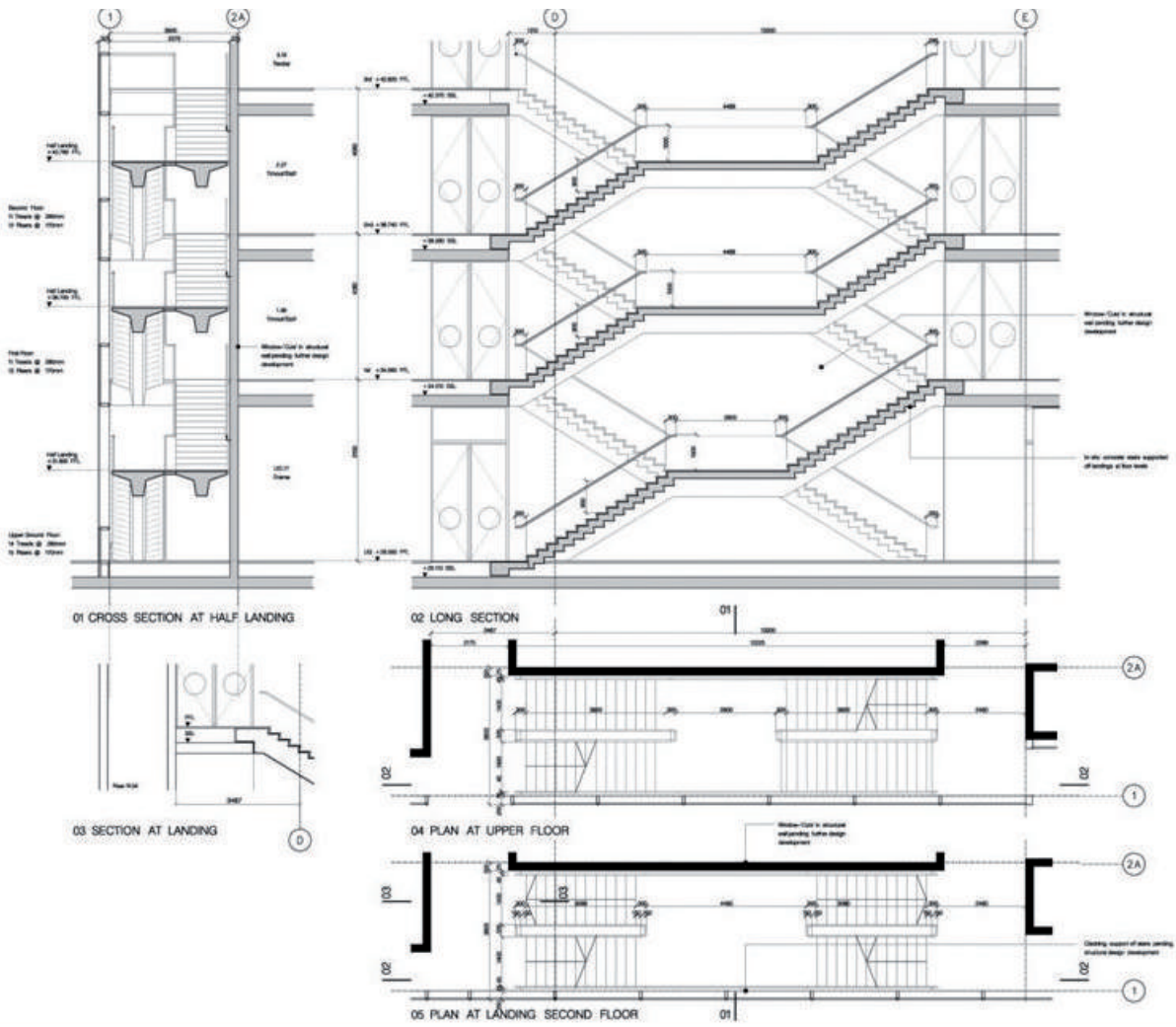


Study of corridor baffles




Early study of atrium interior

Interior Packages

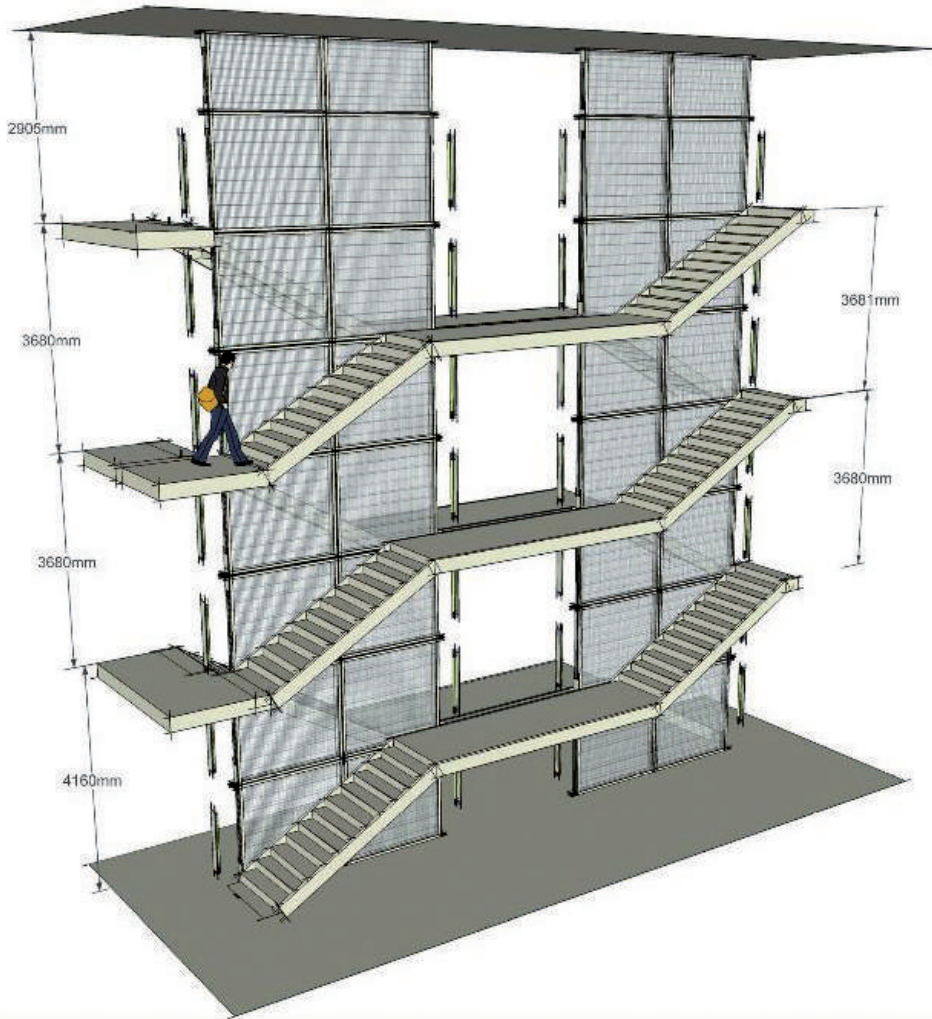


Study of scissor stair structure

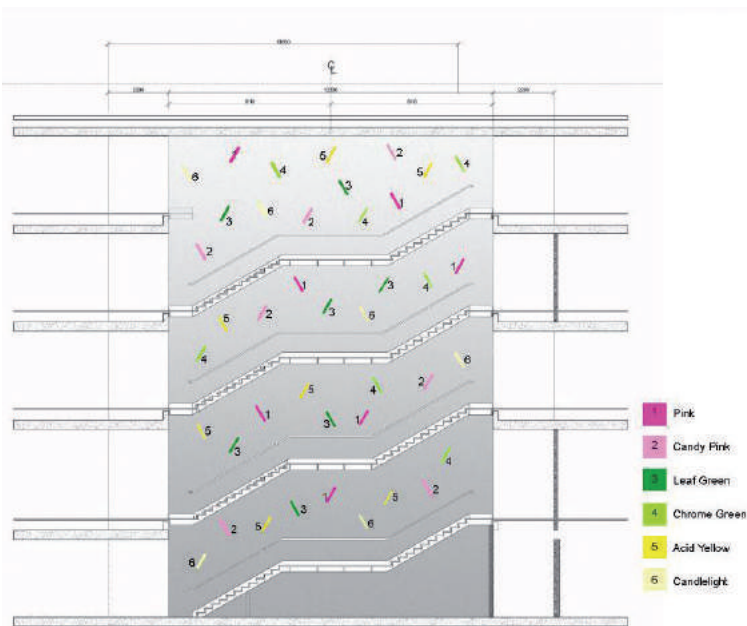


M.C. Escher 'Relativity, 1953, lithograph'

Interior Packages

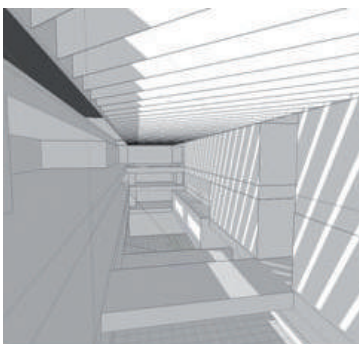
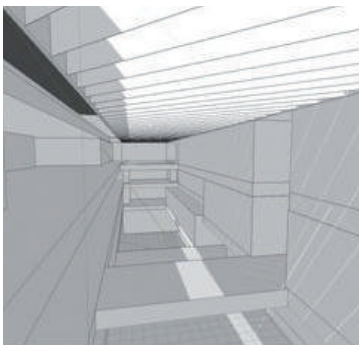
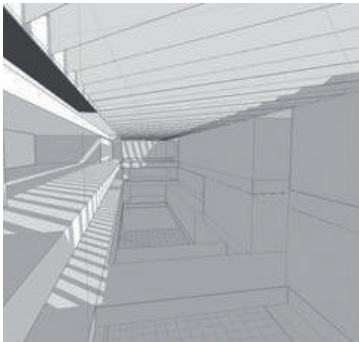


Study of scissor stair balustrade and lighting

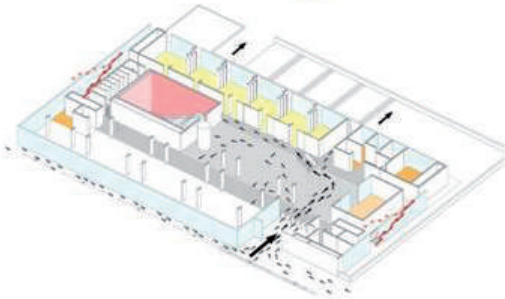
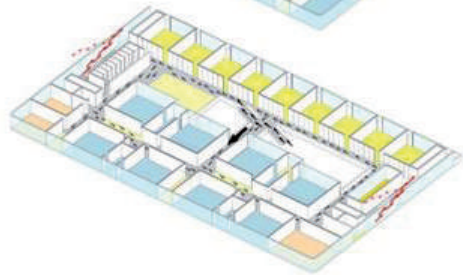
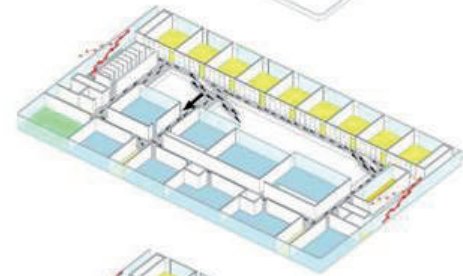
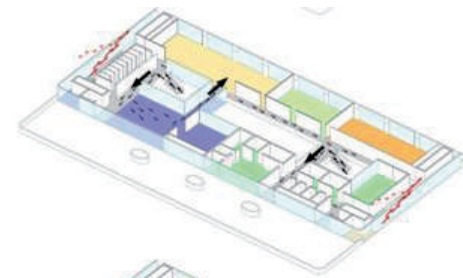


Study of scissor stair lighting

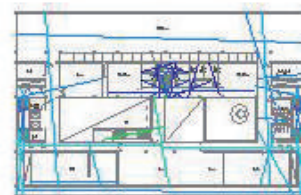
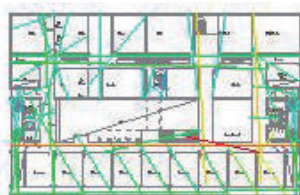
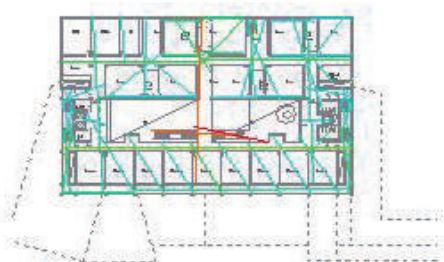
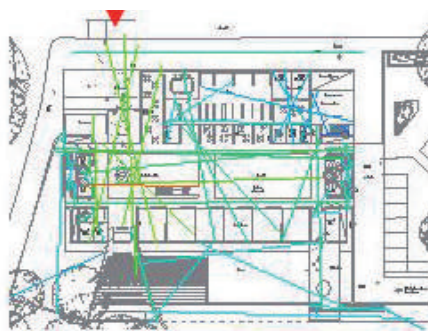
Analysis



Spatial accessibility by Space Syntax



Movement analysis by Space Syntax



Movement analysis by Space Syntax



2.01 Westminster Academy logo




2.02 Westminster Academy logo



2.03 Academy Sports Logo

Graphics - Studio Myerscough - Westminster Academy



2.04 Academy prospectus ideas showing use of logo



2.05 Visualisation of main Academy reception



2.06 Main Academy reception

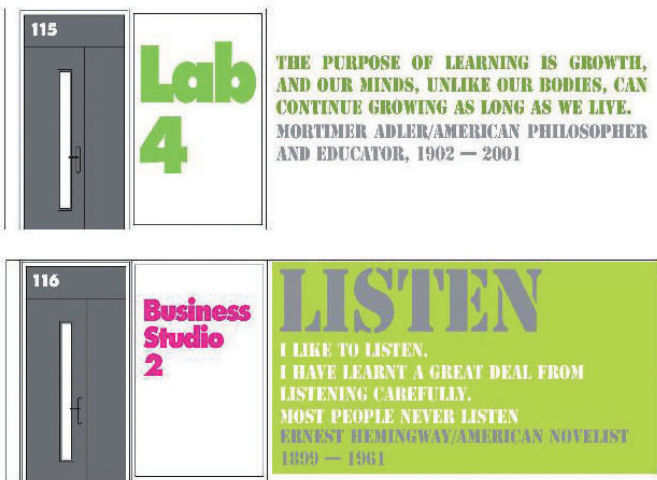
Graphics - Studio Myerscough - Westminster Academy



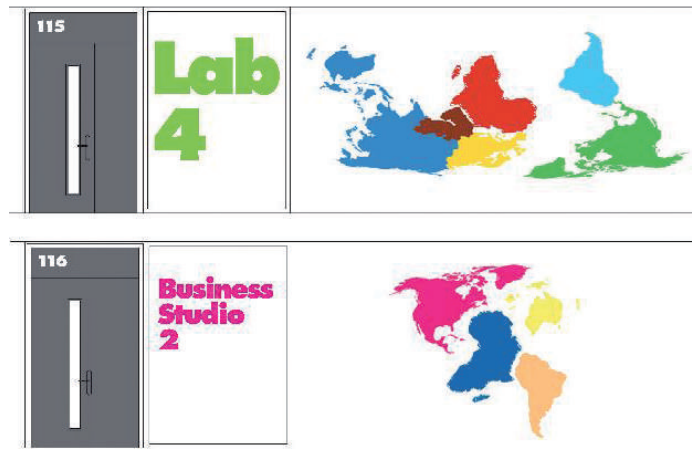
2.07a Visualisation of supergraphics for main entrance



2.07 Visualisation of supergraphics for green room



2.08 Visualisation of classroom naming



2.08a Visualisation of classroom naming



2.09 Visualisation of school noticeboard



2.10 Visualisation of external entrance graphics




2.10a Visualisation of external entrance graphics

Westminster Academy with Graphics As Built





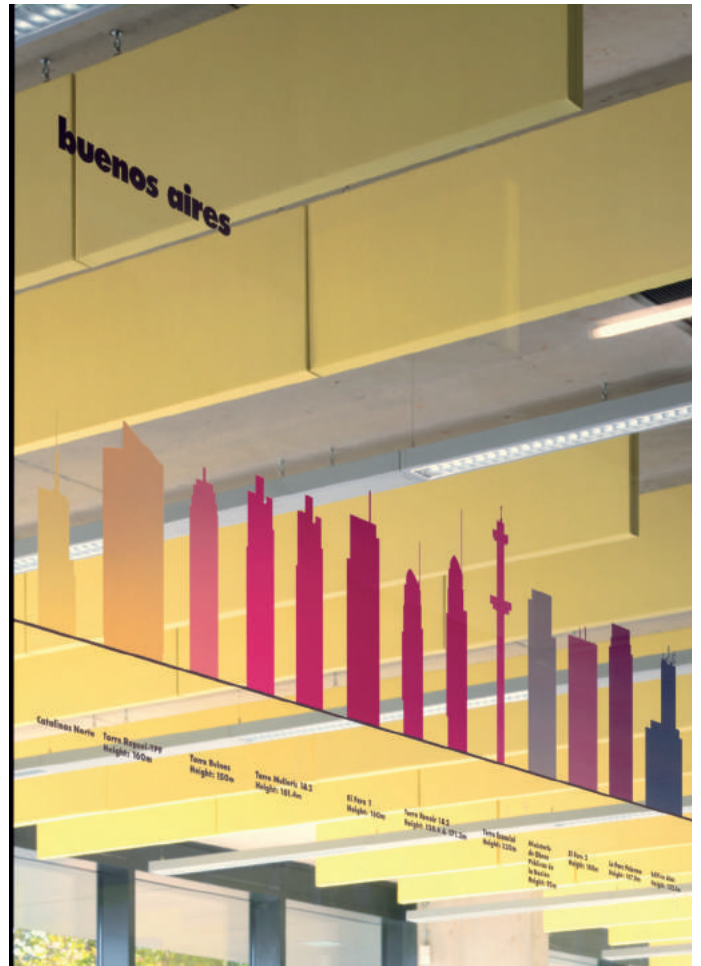
2.11g



2.11h



2.11i



Final signage and wayfinding graphics in Westminster Academy

Graphics - Studio Myerscough - Academy Sport



2.12a Final signage for Locker Rooms in the Academy Sport



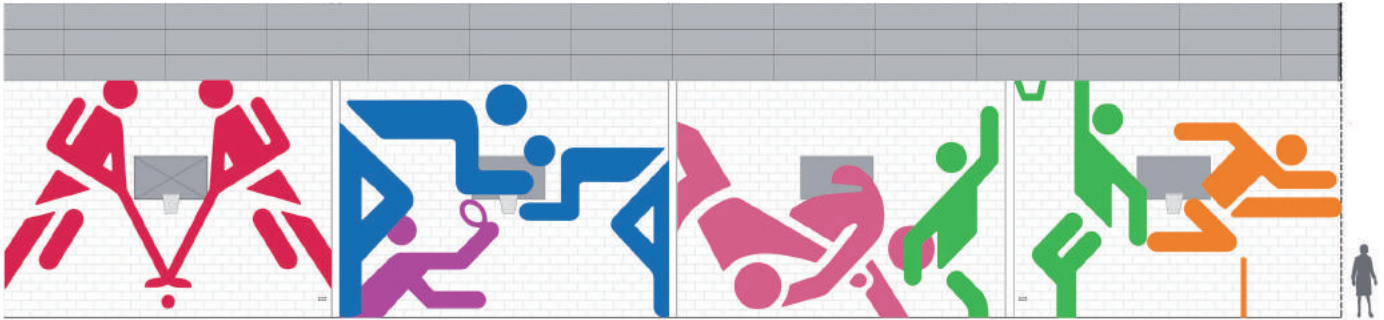
2.12a Final signage for Locker Rooms in the Academy Sport



2.13 Final Logo for the community entrance to Academy Sport



2.14 Final Logo for the School entrance to Academy Sport




2.15 Pictograms on the walls of the Sports Hall



2.16 Academy Sport Hall with Myerscough LOGO

Events and Exhibitions





NLA Centre, London
Westminster Academy, 'London Town' Exhibition
November 2008
© Matt Chisnall




FMG- Fabbrica Marmi Grantini, Milan Italy
London Calling: Urban Renovation
 10th Dec 2008-18th January 2009
 © Filippo Romano



Woman in Construction - Royal Visit
Westminster Academy
13th January 2009
© Amanda Duncan





Brit Insurance Design of the Year Awards 2009
Design Museum, London
12th February-14th June 2009
© Rob Parrish

Related Press



Building Design
'Dream Academy'
 29th November 2007



The Guardian
'Big Green Teaching Machine'
 7th January 2008



RIBA Journal
'Making an Entrance'
 1st February 2008







School Building 01/02/2008



A+T (Spain) 01/02/2008



Concrete Quarterly_Spring 08 07/03/2008



FREE HEALTH MAGAZINE
THE 25 BEST WAYS TO GET FIT FOR A GOOLIF
THE ULTIMATE GUIDE TO A MIND AND BODY WORKOUT

The Observer

Medical chief hails superbug vaccine
Breakthrough to end MRSA deaths
Jabs will be available within 10 years

Ingrid... the lady of Lourdes

Football corruption dossier handed over to prosecutors

MUSIC MAGAZINE
JAY-Z EXCLUSIVE

IN REVIEW
BLOGGERS VS CRITICS

REVIEW
OBSERVER SALES SUCCESS

The Observer 13/07/2008

Turkey and the headscarf by Janice Turner

THE TIMES

Weather on 'golf coast' blows players off course

Brown ditches prudence to boost public borrowing

Bricks & Mortar

The Times 17/07/2008

10 ARCHITECTURE

There's a lesson in all this

Sturdy in school and lecture hall, the new wave of the 21st-century... Westminster, the most impressive of the new wave of academies, has a sense of light and design that also contributes to a vibrant, open, and playful culture

Westminster Academy

Accordia

Royal Festival Hall

Civil Justice Centre

Stirling designs

Accordia, Cambridge, by Felton Clegg Bradley Studios / Alison Brooks Architects / Macanor Livington

Amsterdam Bijlmer Arenne Station, Amsterdam, Netherlands, by Grimshaw / Arcada Architects

Manchester Civil Justice Centre, Manchester, by Denton Corker Marshall

Vienna Pank Cable Railway, Austria, by Zaha Hadid Architects

Royal Festival Hall, London, by Allies and Morrison

Westminster Academy at the Nam Dangour Centre, London, by Alfred Hall Monaghan Morris

The winner of the RIBA Stirling Prize will be announced in Liverpool on Saturday, October 11 and broadcast on Channel 4 the following day. See 10

10 News

Architects' prize celebrates return of civic panache

Ben Hoyle Arts Reporter

New British civic buildings with the architectural panache that continental Europeans take for granted have proved depressingly scarce for a generation.

British architecture's most dazzling achievements have been either private commissions built here, such as Lord Foster of Thames Bank's "Gherkin" or public buildings for other countries, such as Lord Rogers of Riverside's Bernas airport in Madrid. The shortlist announced last night for the UK's most prestigious architectural prize suggests that a turning point has been reached. The £10,000 RIBA Stirling Prize recognises "the building that has made the greatest contribution to British architecture in the past year".

Three of the six on the shortlist are public buildings: a school, concert hall and courthouse. A fourth is a housing project with one third affordable homes. The others are not projects built abroad by British practices.

Last year two thirds of the shortlist were overseas projects. Jack Fringle, then president of the Royal Institute of British Architects (RIBA), said Britain would become "a dull second-rate society" without better new buildings. The outlook is now markedly better.

RIBA describes the new Westminster Academy at the Nam Dangour Centre, London, by Alfred Hall Monaghan Morris, as "a working presence" with "a level of spirited corporate identity that traditional schools lack". The £100 million restoration of the Royal Festival Hall in London by Allies and Morrison has "re-established the Festival Hall as a major international venue" while Accordia in Cambridge by Felton Clegg Bradley Studios, Alison Brooks Architects and Macanor Livington, is "gimick-free" high-density housing at its very best. Zaha Hadid's virtuoso Nordic Cable Railway in Austria and Grimshaw/ARCADIS Architects's Bijlmer Arenne Station in Amsterdam complete the list.

Tom Dyckhoff, architecture critic of The Times, helped to draw up the public parts listed up and we hardly built any housing or schools until the 1990s. The depressing thing is that the credit crunch will probably cause a lot of projects like these to go belly up". First night architecture, page 10

Stirling designs

Accordia, Cambridge, by Felton Clegg Bradley Studios / Alison Brooks Architects / Macanor Livington

Amsterdam Bijlmer Arenne Station, Amsterdam, Netherlands, by Grimshaw / Arcada Architects

Manchester Civil Justice Centre, Manchester, by Denton Corker Marshall

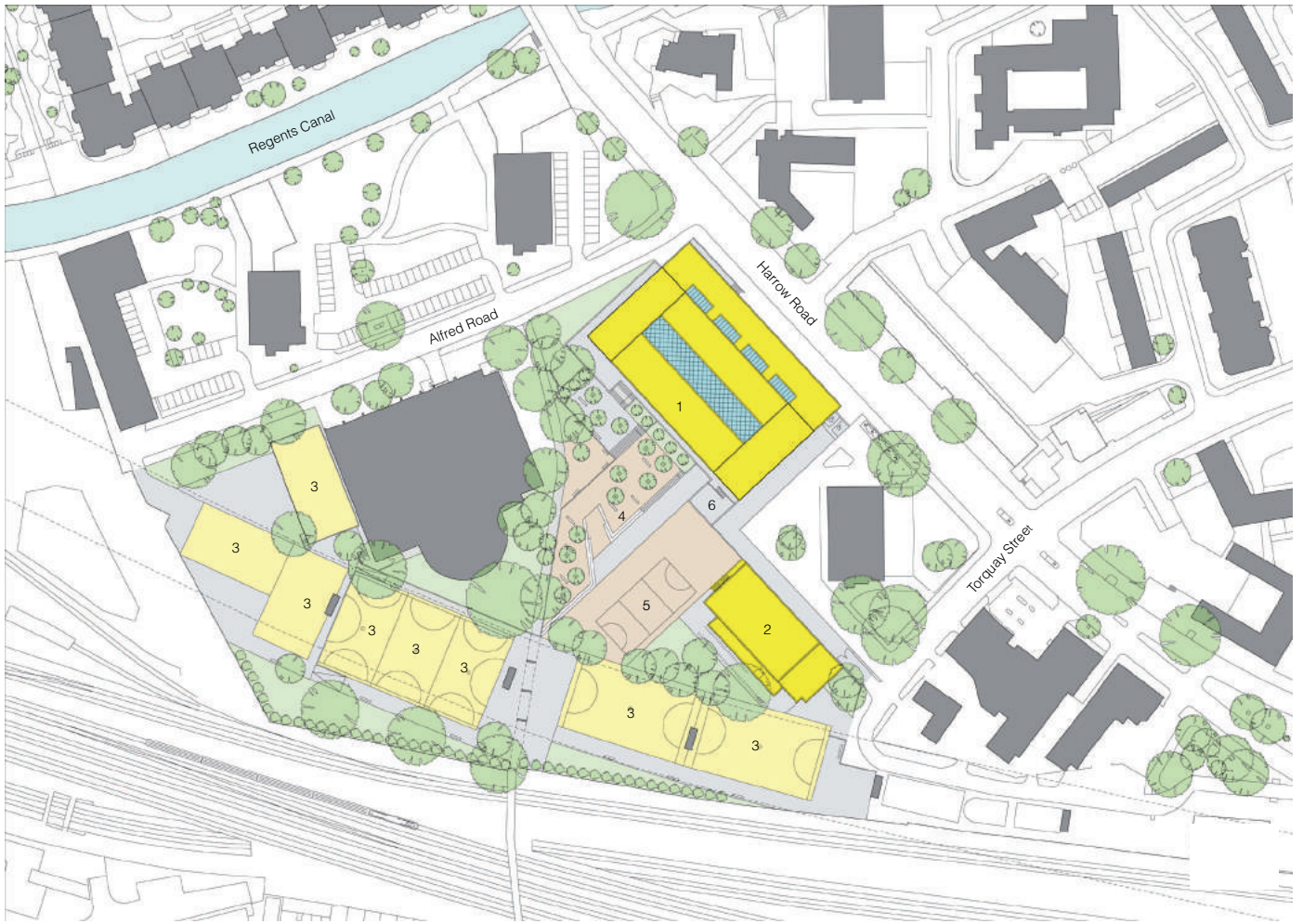
Vienna Pank Cable Railway, Austria, by Zaha Hadid Architects

Royal Festival Hall, London, by Allies and Morrison

Westminster Academy at the Nam Dangour Centre, London, by Alfred Hall Monaghan Morris


The winner of the RIBA Stirling Prize will be announced in Liverpool on Saturday, October 11 and broadcast on Channel 4 the following day. See 10

Clockwise from top left: the Westminster Academy, Accordia, the Royal Festival Hall, the Civil Justice Centre




KEY

- 1 Main Building
- 2 Academy Sport
- 3 External Sports Pitch
- 4 Terraces
- 5 MUGA
- 6 External classroom



North Elevation

0 5 10 15m




West Elevation

0 5 10 15m



South Elevation

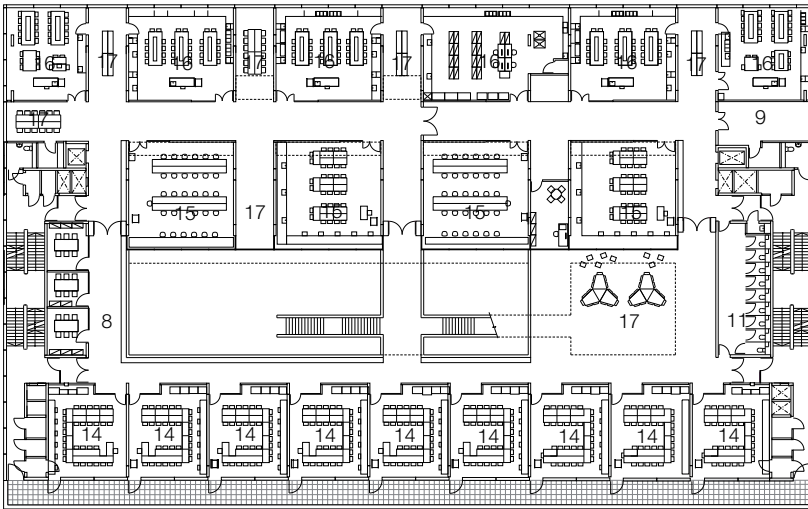


East Elevation

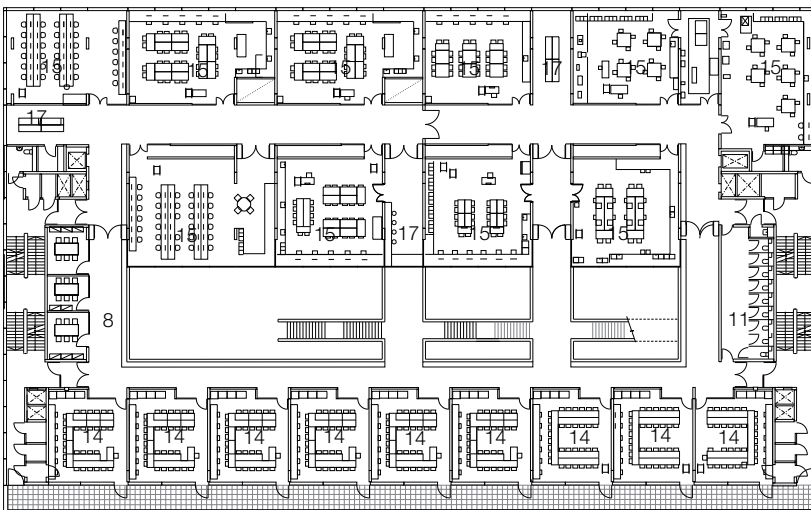


KEY

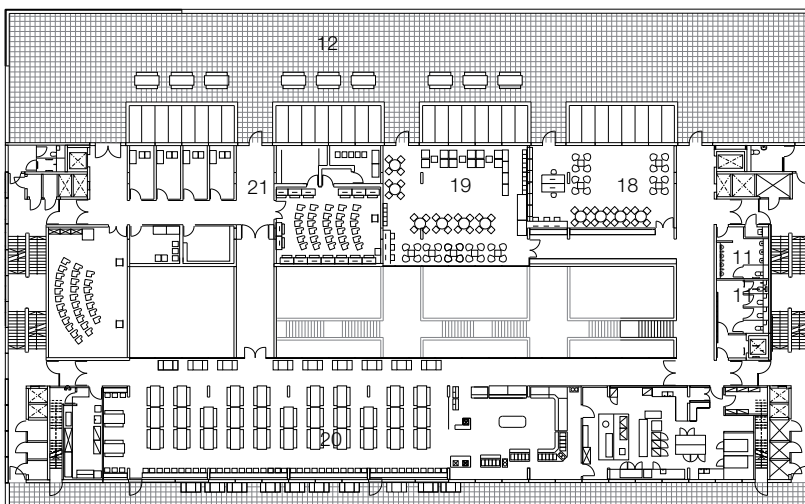
- 8 Group Rooms
- 9 Resources
- 10 Drama Room
- 11 Toilets
- 12 Terrace
- 13 Outdoor Classroom
- 14 Homeroom
- 15 Studio
- 16 Lab
- 17 Breakout
- 18 The Social
- 19 Staff Room
- 20 Sky Dining
- 21 Music Suite



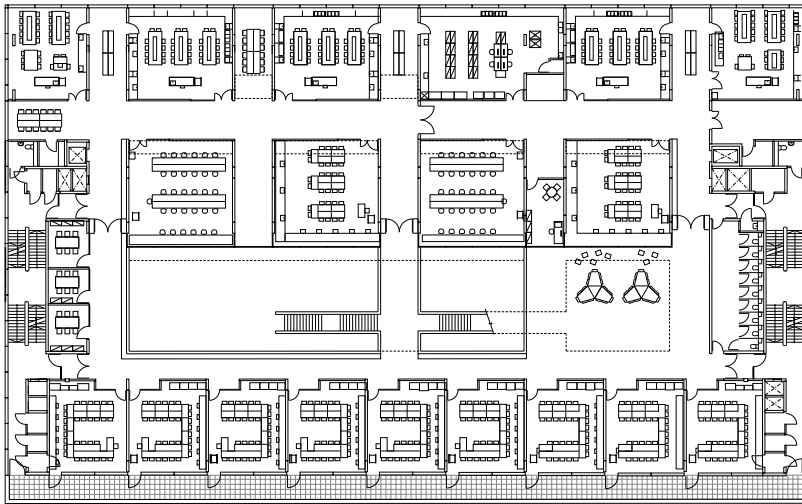
1st Floor



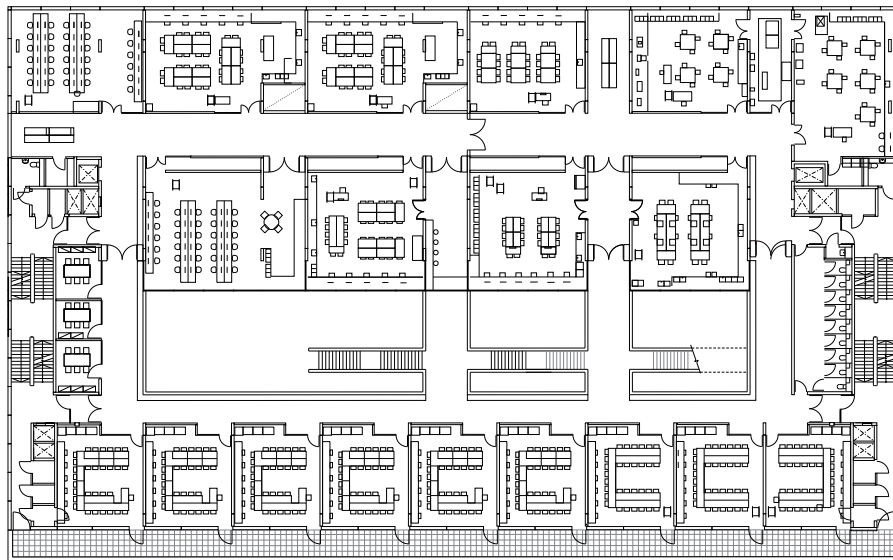
2nd Floor



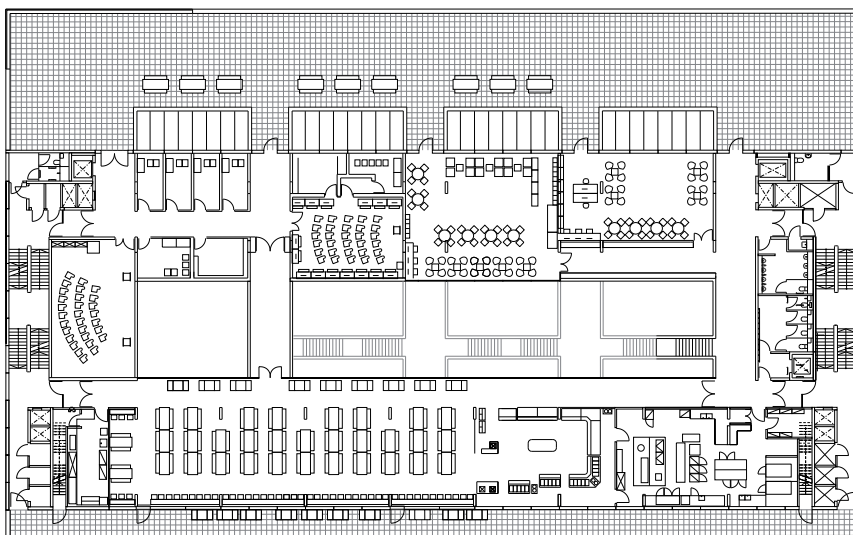
3rd Floor



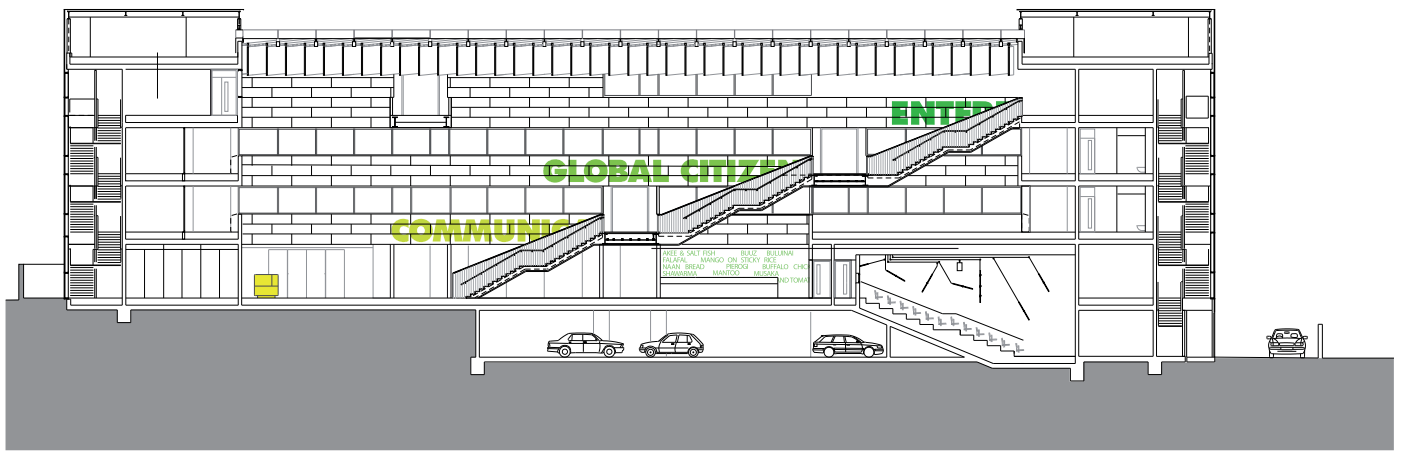
1st Floor



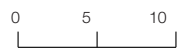
2nd Floor



3rd Floor



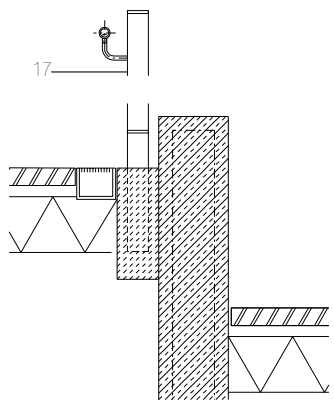
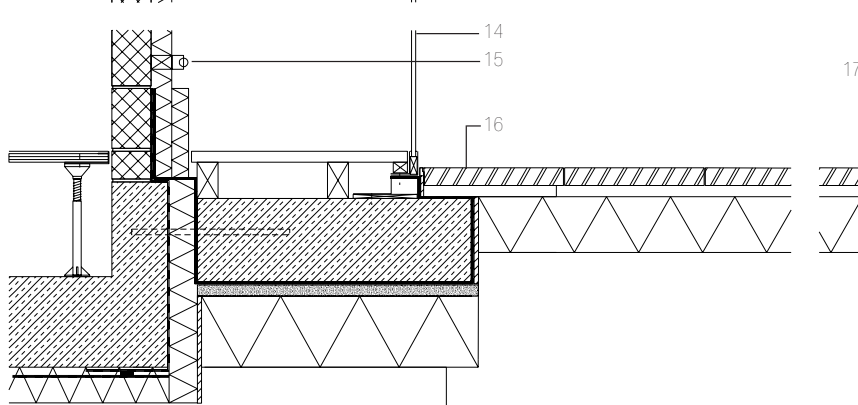
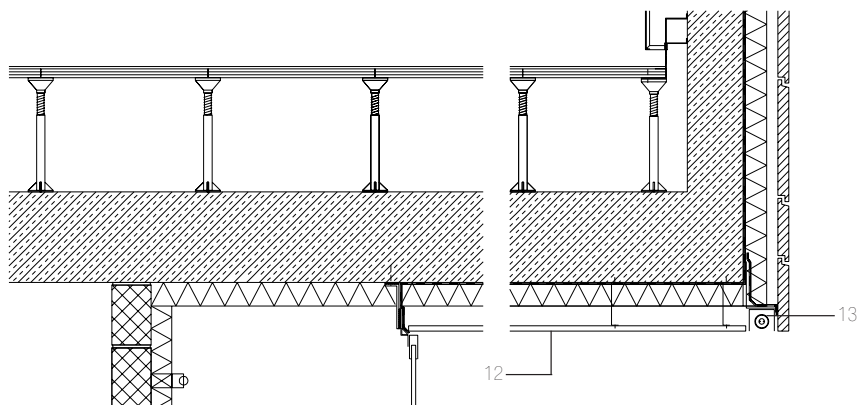
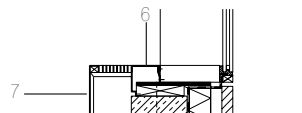
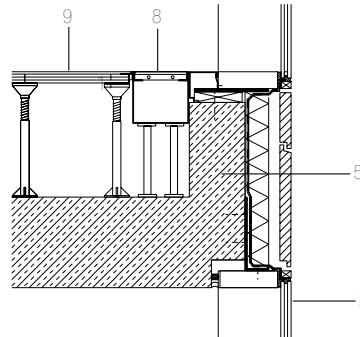
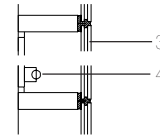
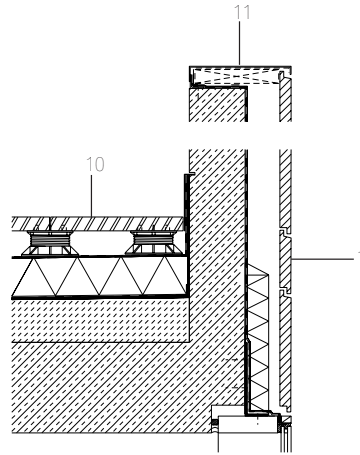
Section AA



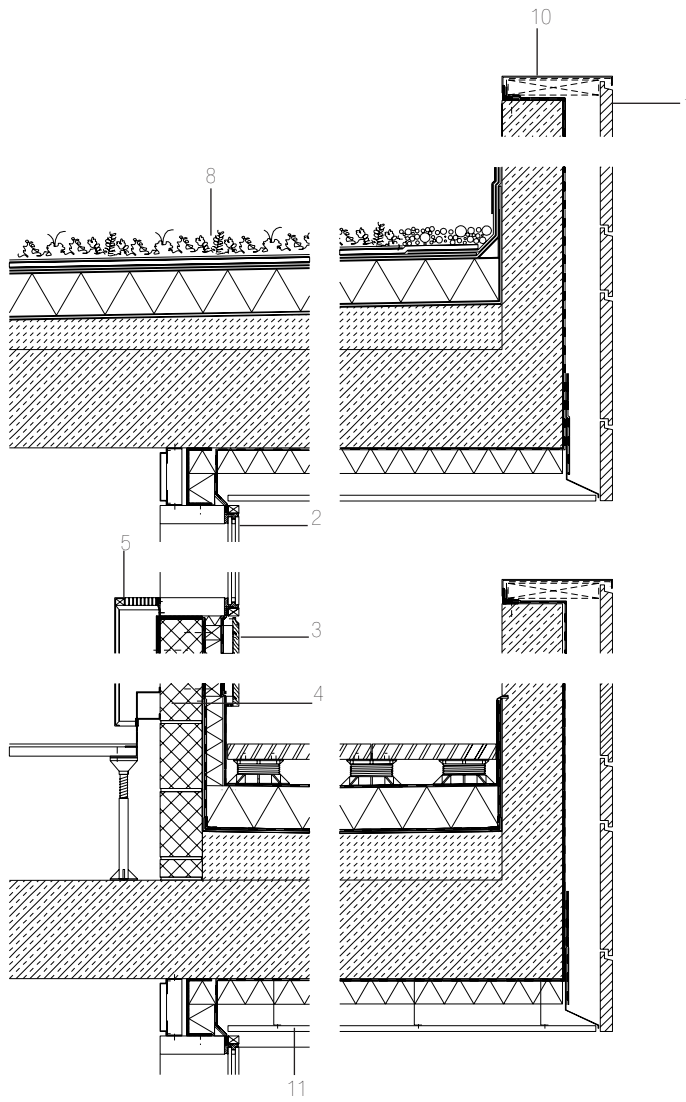
Section CC

KEY

- 1 Glazed terracotta rainscreen:
NBK 30mm glazed terracotta supported on aluminium carrier rails
100mm thermal insulation
flexible EDPM vapour barrier
- 2 Hermetically sealed structurally glazed facade:
8mm toughened solar glass + 20mm cavity + 10.8mm laminate glass
206mm x 60mm glazing members
- 3 11.5mm toughened/laminated glass with colour interlayer + 20mm cavity +
8mm toughened glass
- 4 Batten light fittings
- 5 200mm reinforced concrete upstand
- 6 2mm coated aluminium cill pressing
- 7 2mm coated aluminium radiator casing
- 8 Trench heater
- 9 Medium grade raised access floor
- 10 Roof construction:
50mm open jointed concrete paving slabs on adjustable pedestals
filter sheet
180mm rigid insulation
rubberised asphalt waterproofing membrane
screed to falls
- 11 2mm pressed aluminium coping on concealed fixings
- 12 8mm soffit panels on aluminium carrier rails with concealed fixings
- 13 Weather sealed lighting in recessed coated aluminium channel
- 14 Glazed lightbox:
15mm toughened glass with vinyl graphic applied to inside face:
3mm pressed aluminium support channels
- 15 Batten light fittings mounted on rigid insulation
- 16 50mm paving slabs
- 17 Galvanised metal balustrade and handrail

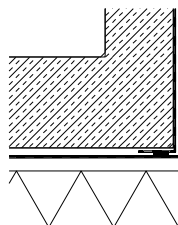
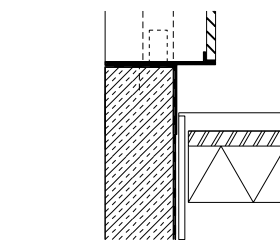
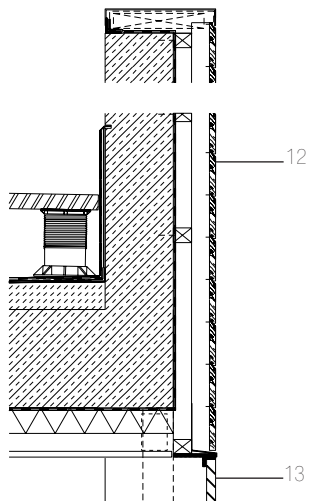
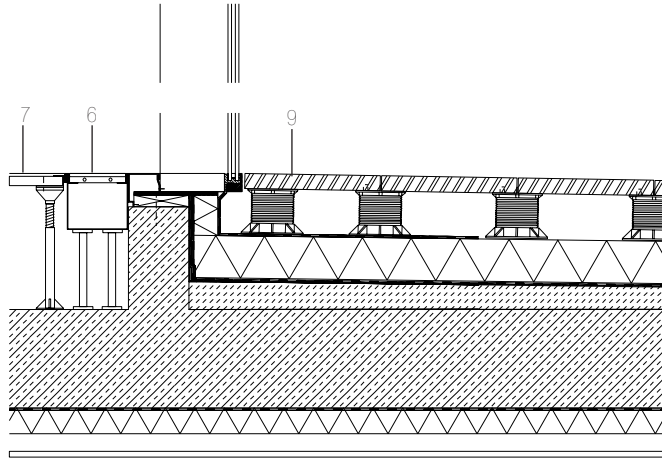


North Elevation-detailed design intent. Vertical Section 1:25

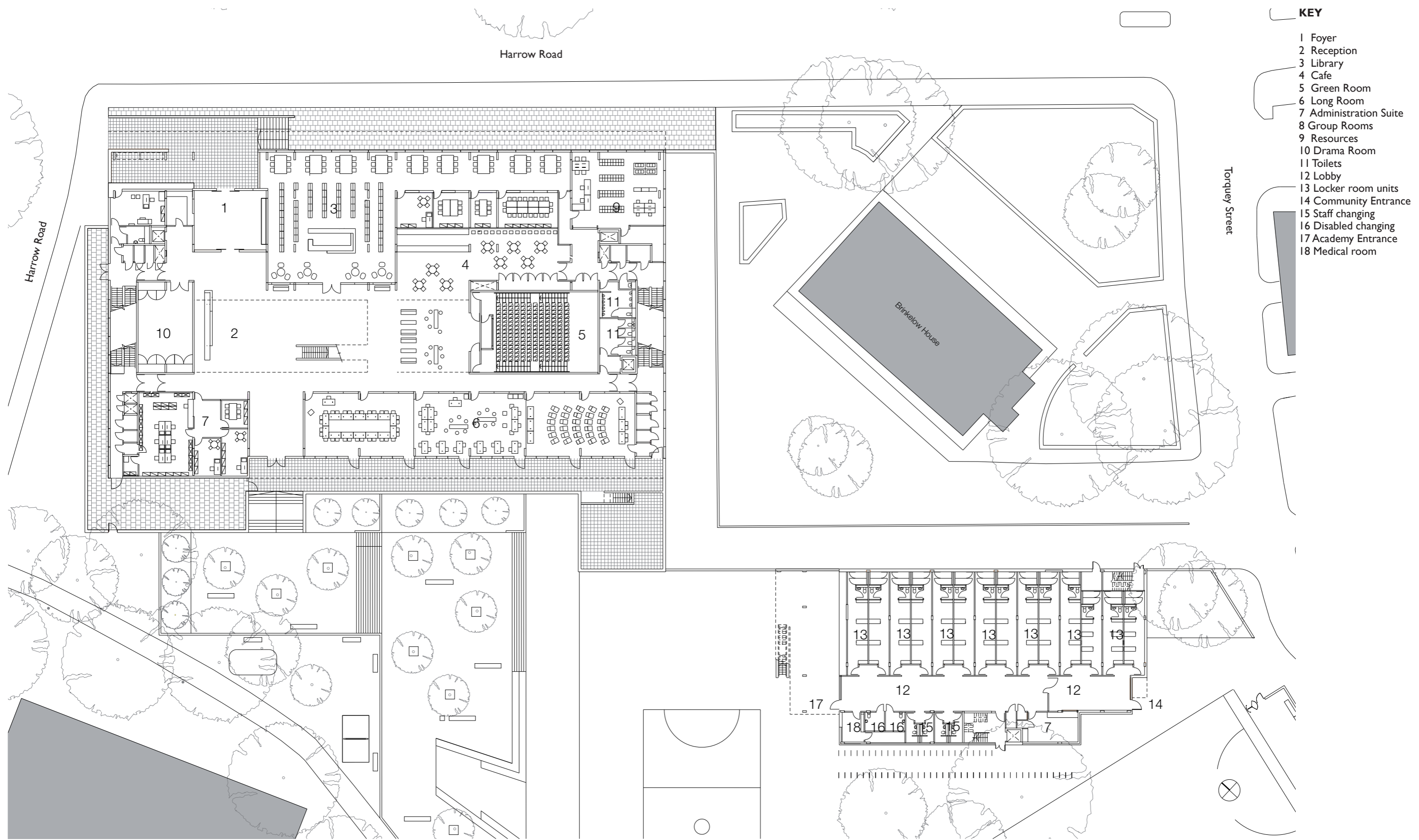


KEY:

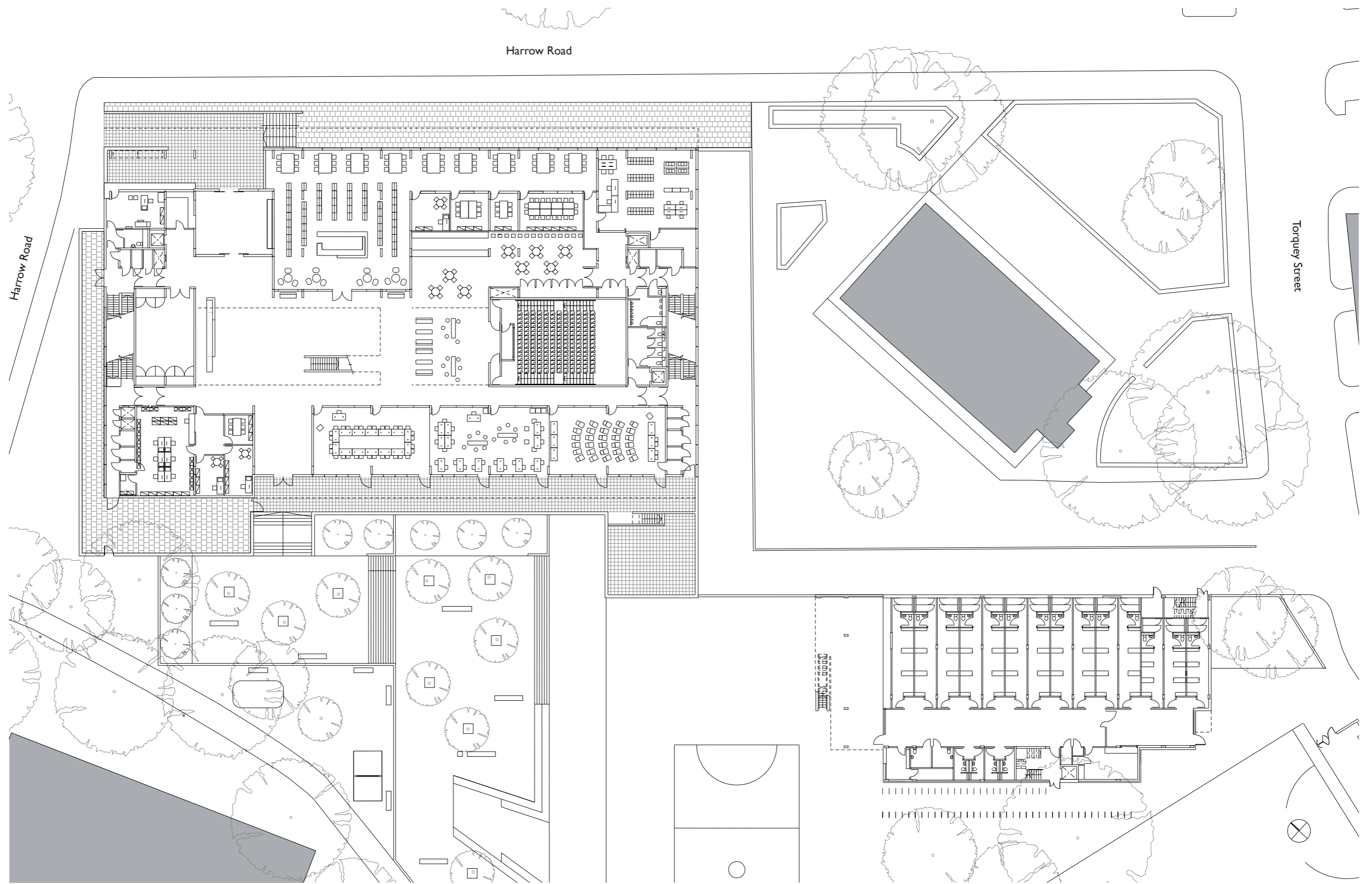
- 1 Glazed terracotta rainscreen:
NBK 30mm glazed terracotta supported on aluminium carrier rails
flexible EPDM vapour barrier
- 2 Hermetically sealed glazed facade:
8mm toughened + 20mm cavity + 10.8mm laminate glass
206mm x 60mm glazing members
- 3 Timber cladding
horizontal Siberian Larch tongue and groove boards
breather membrane
60mm rigid insulation
waterproofing membrane
- 4 100mm blockwork upstand
- 5 2mm coated aluminium radiator casing
- 6 Trench heater
- 7 Medium grade raised access floor
- 8 Roof construction:
sedum on growth substrate
root barrier and filter sheet drainage mat
160mm rigid thermal insulation
waterproofing membrane
Screed to falls
- 9 Terrace construction:
50mm open jointed concrete paving slabs on adjustable pedestals
filter sheet 180mm rigid insulation
rubberised asphalt waterproofing membrane
screed to falls
- 10 2mm pressed aluminium coping on concealed fixings
- 11 8mm soffit panels on aluminium carrier rails with concealed fixings
- 12 Un-insulated timber rainscreen cladding
- 13 30mm galvanised metal grilles to car park



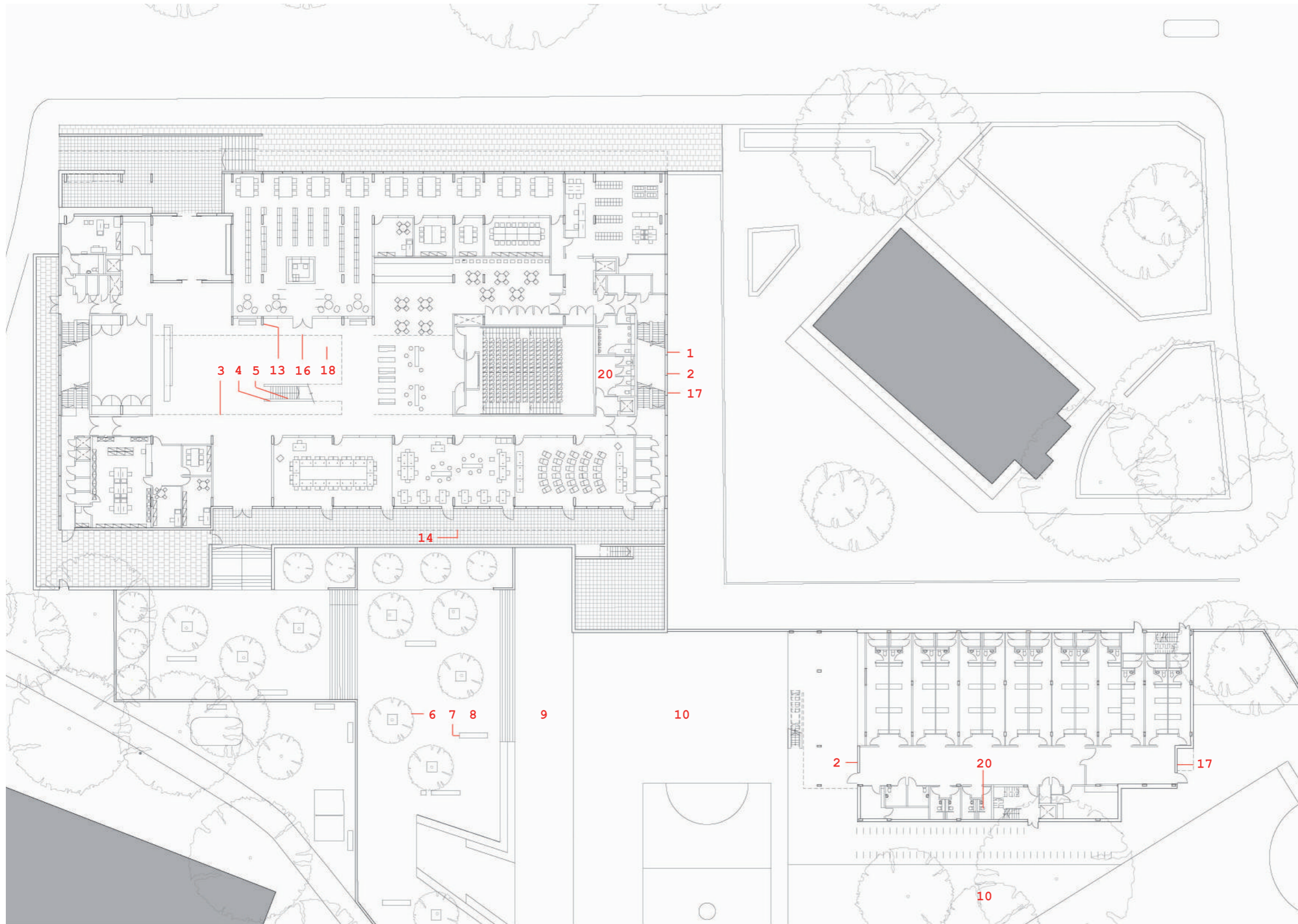
South Elevation – Detailed design intent Vertical Section Scale 1:25



Ground Floor plan: Main Building and Sports Hall



Ground Floor plan: Main Building and Sports Hall



SUSTAINABLE FEATURES

ARCHITECTURE

1. Glazed Terracotta Cladding: Fully recyclable, virtually no wastage
2. High performance glazing: Low-E, double glazed, and solar coated, X-large panes for natural light
3. 100% Polyamide Carpet: ISO 9001, 14001, Danish Climate Certificate, minimizing VOC's
4. Fibrous acoustic panels: 100% organic, no harmful toxins, fully recyclable, replenishable source
5. Timber linings: FSC (Forest Stewardship Council) certified, European Oak & Siberian Larch

LANDSCAPE

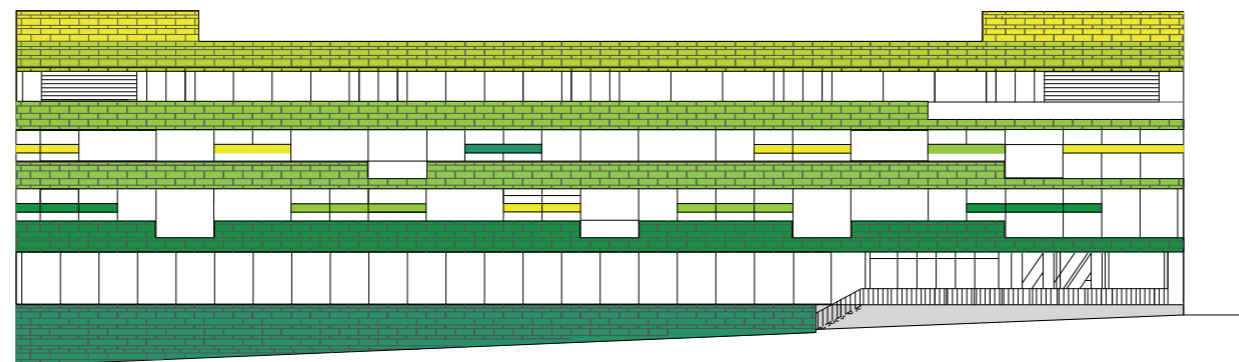

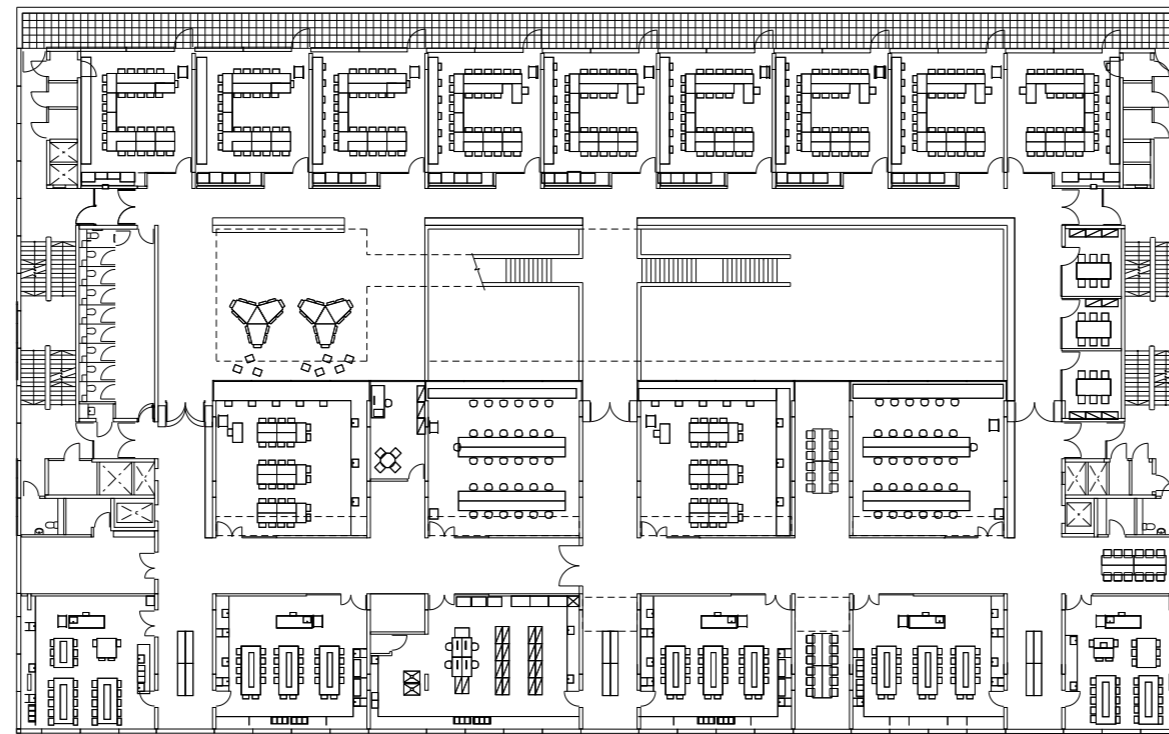

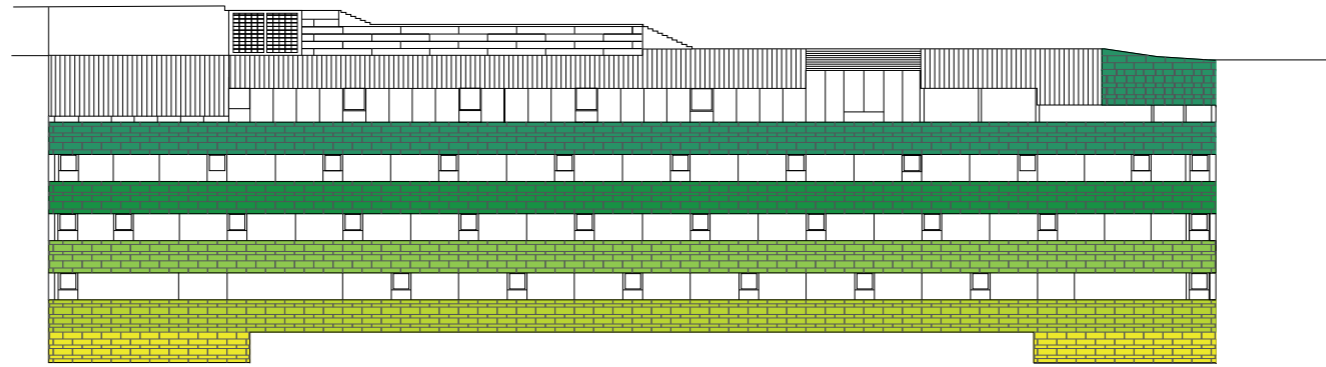
6. Trees: acoustic and visual buffer from the poor air quality experienced via the Westway flyover.
7. Timber Benches: FSC certified sustainable timber
8. Hardcore: recycled rubble layer acts as base under hard landscape
9. Concrete pavements : large areas of paving sourced within the UK minimize embodied energy.
10. Grass & bound gravel: free draining, i.e. reduces the need to store storm water
11. Storm water attenuation: controls discharge of water, preventing flooding downstream.

STRUCTURE & FORM

13. In-situ exposed concrete frame: passive cooling, reduces energy demands & carbon footprint
14. Projecting balconies to the south: reduces heat gain to the classrooms & cooling load.
15. Naturally ventilated car park: only small number of assisting fans, greatly reduces plant
16. Glazed atrium: significant natural light, reducing need or artificial lighting, better for occupants

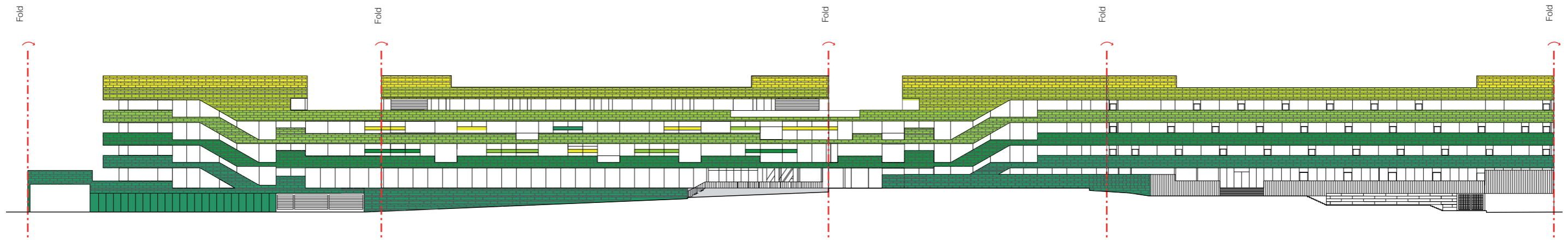
ENGINEERING SERVICES

17. Sealed Envelope: eliminates air & noise pollution from Westway, high quality acoustic environment
18. Raised Access Floor: low VAV & plenum very energy efficient, minimising plant, total ICT flexibility
19. Sedum Roof: reduces storm water runoff & excess heat loss/gain, increases biodiversity, removes
20. White goods: throughout, greatly reduced water consumption
21. Lighting: energy efficient fluorescent bulbs with electronic ballasts throughout, daylight linked




Elevations unfolded from 1st Floor



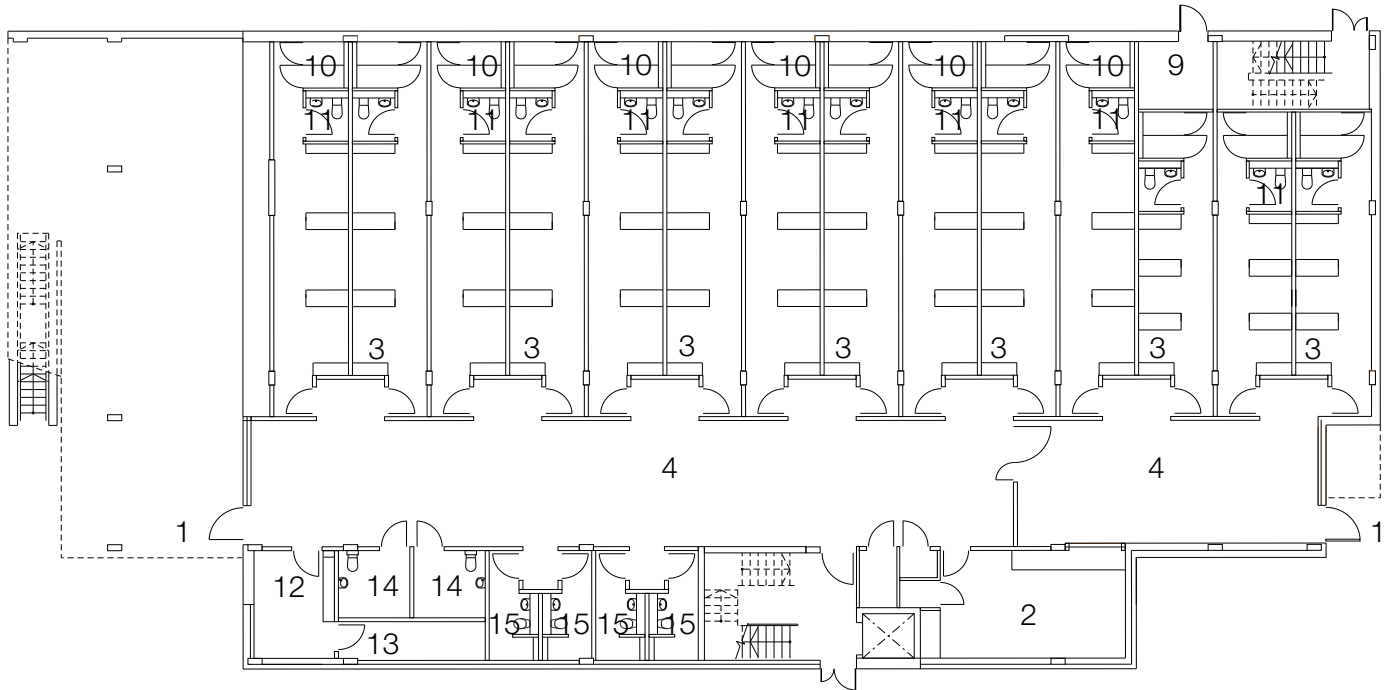


Unfolded Elevation

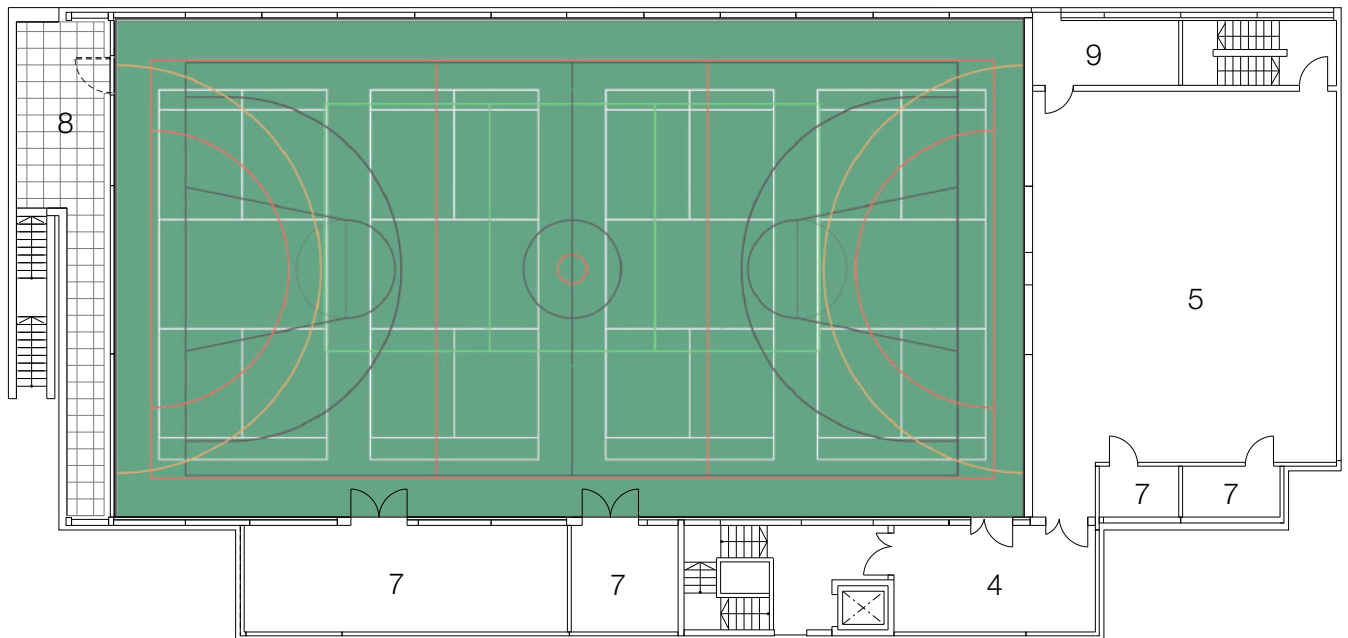



Study of Elevation strata

Academy Sport Drawings



Sports Hall Ground floor plan

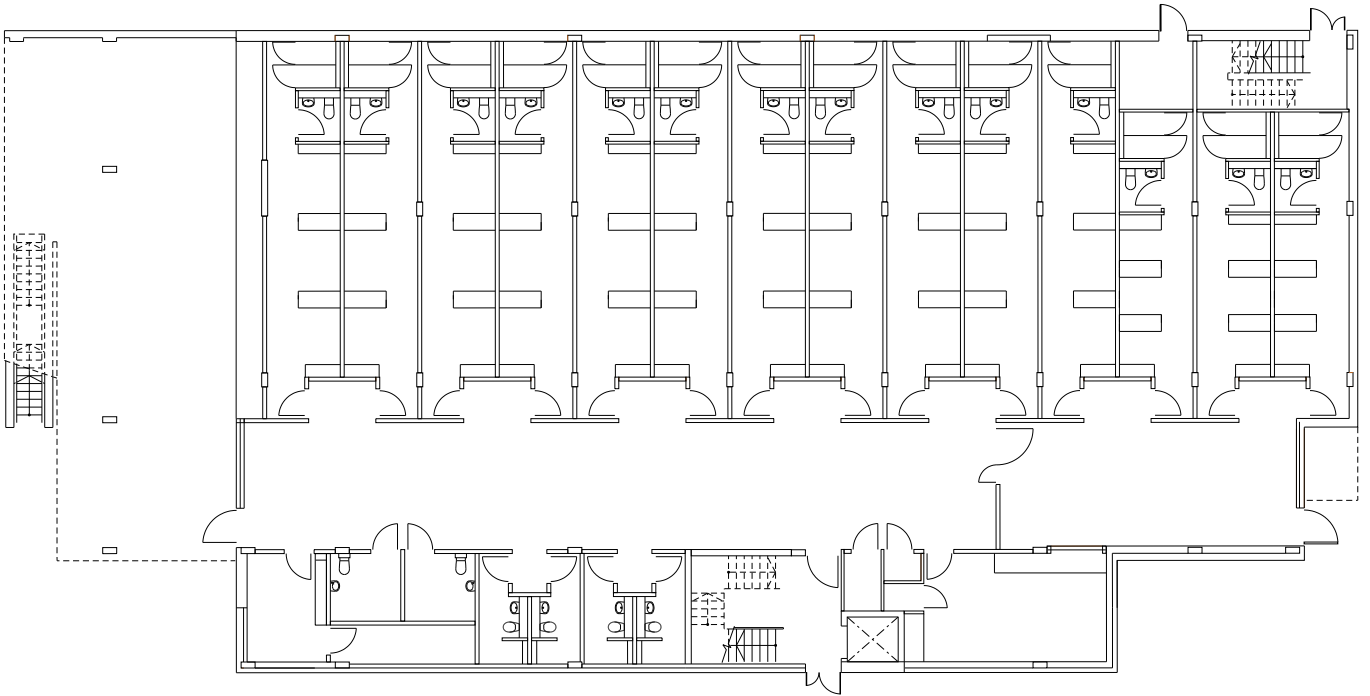


KEY

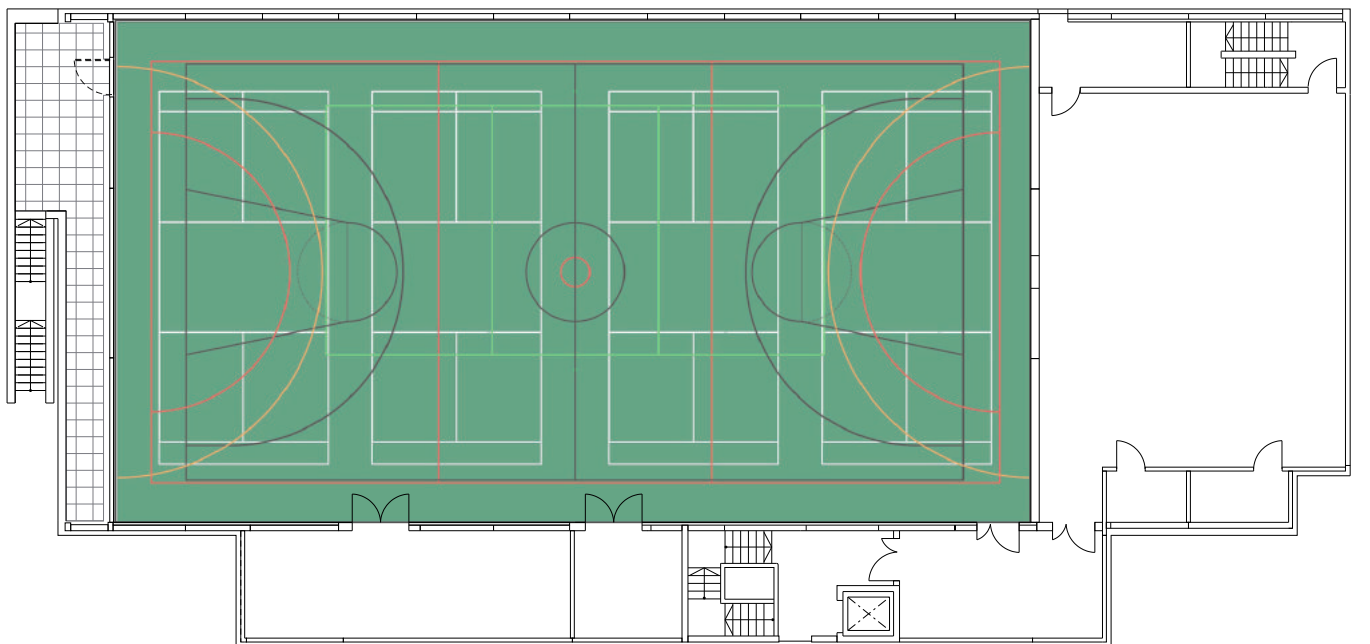
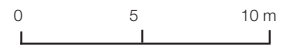
- | | |
|------------------|----------------------|
| 1 Entrance | 8 Balcony |
| 2 Administration | 9 Plant room |
| 3 Locker room | 10 Showers |
| 4 Lobby | 11 Toilets |
| 5 Dance studio | 12 Medical room |
| 6 Sports Hall | 13 Laundry |
| 7 Store | 14 Disabled changing |
| | 15 Staff changing |




Sports Hall First floor plan

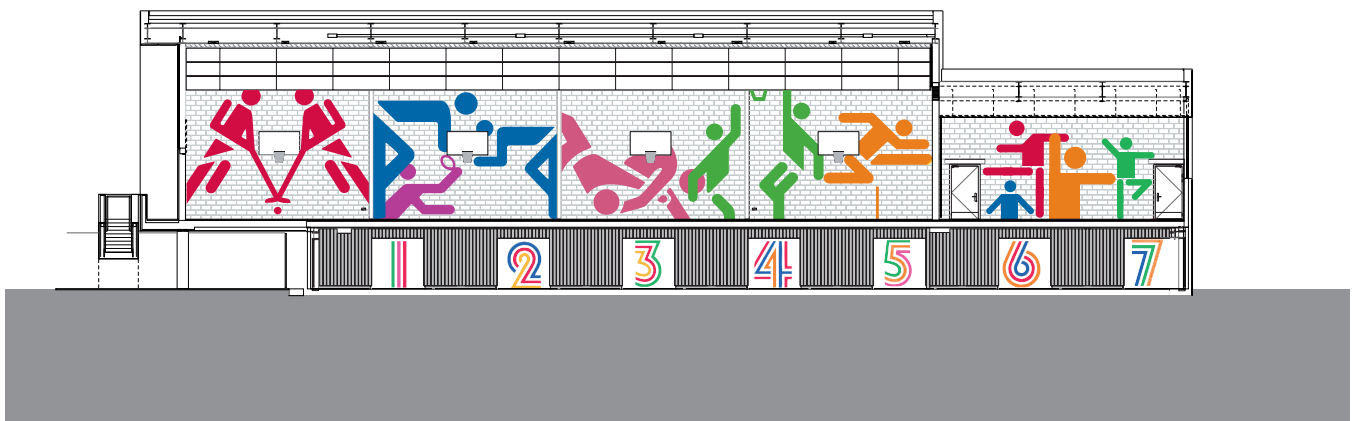
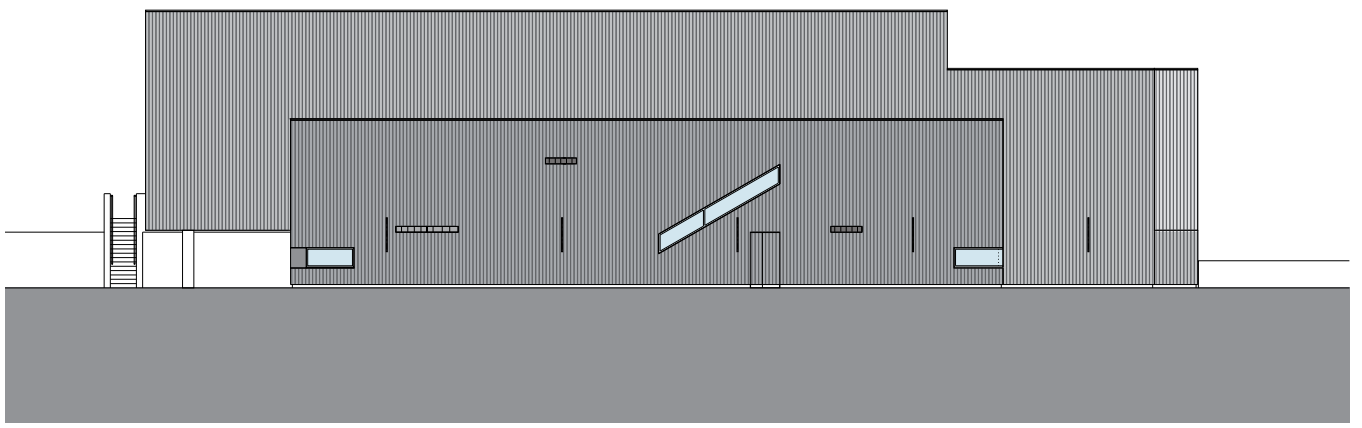
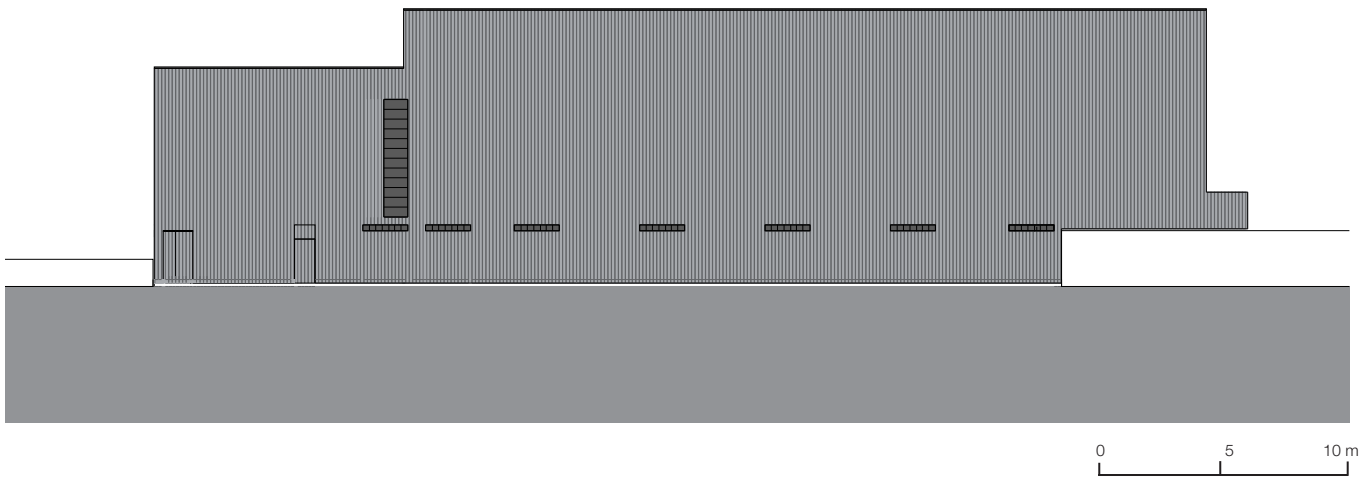


Sports Hall Ground floor plan

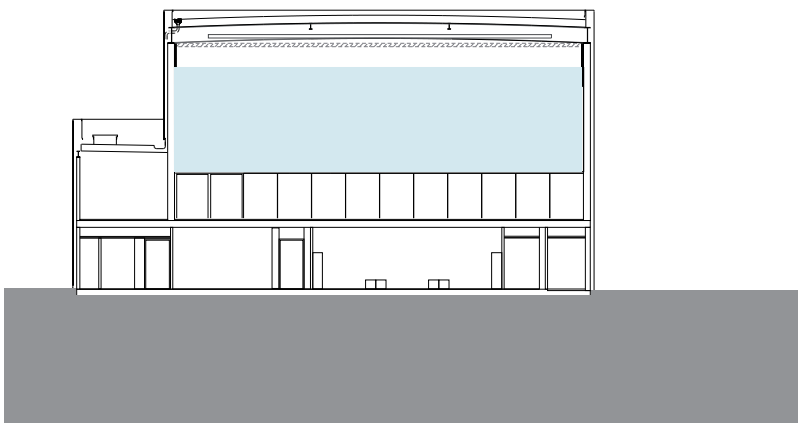

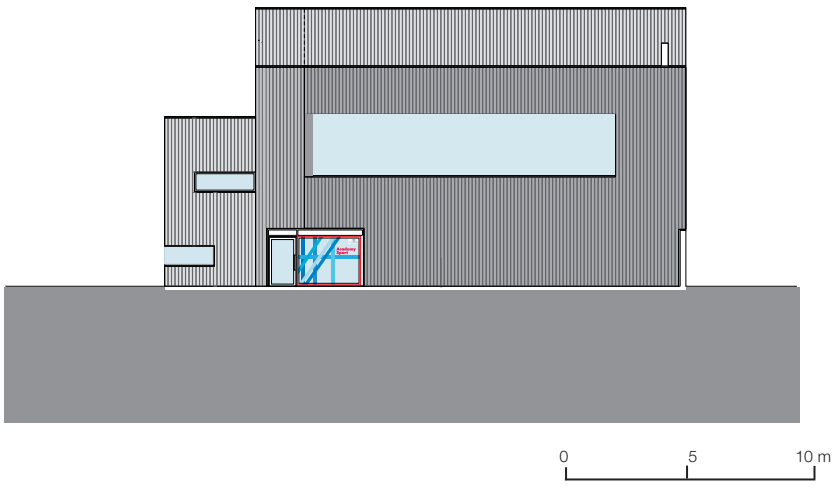


Sports Hall First floor plan





Academy Sports Section



Academy Sports Section

Site Progress Photos




In construction- exteriors




In construction- interiors



Construction-cladding



Construction- central stair



Construction- internal cladding and supergraphic installation



Building in Use by students



North façade detail




North façade Harrow Road



North façade, Harrow Road at dusk



North façade, Harrow Road, at dusk



South façade from afar

A471_464 © Timothy Soar



West façade

A471_481 © Tim Soar



North façade in context




Front entrance on Harrow Road at dusk



North façade at dusk

A471_417 © Robert Parrish




West elevation detail

A471_419 © Robert Parrish




South façade detail

A471_474 © Timothy Soar



West elevation detail



South façade detail view



South façade detail view



North façade corner detail




South façade and games area

A471_390 © Timothy Soar



South façade showing Academy Sports and pitches



South façade showing terracing and play area



Entrance Reception Desk with large Westminster Academy logo set into concrete



Entrance foyer with Welcome Sign in various languages



Display collage depicting Westminster Academy History



Entrance and supergraphics detail




Atrium with school branding



Atrium area being used by Pupils at the Academy



Atrium central staircase and School Branding on all levels



Main staircase in atrium with pupils of the Academy



Ground Floor Cafe



Supergraphics by Studio Myerscough and furniture by Andrew Statford in the Atrium



Green Room



Supergraphics by Studio Myerscough on the Upper level

A471_458 © Robert Parrish




Atrium roof detail with baffles

A471_359 © Timothy Soar



Detail of atrium roof baffles


A471_358 © Timothy Soar




Atrium detail



Atrium detail



Learners in business studio



Main reception graphics and House rooms



Row of House rooms



Scissor stair lighting



Students relaxing in breakout space



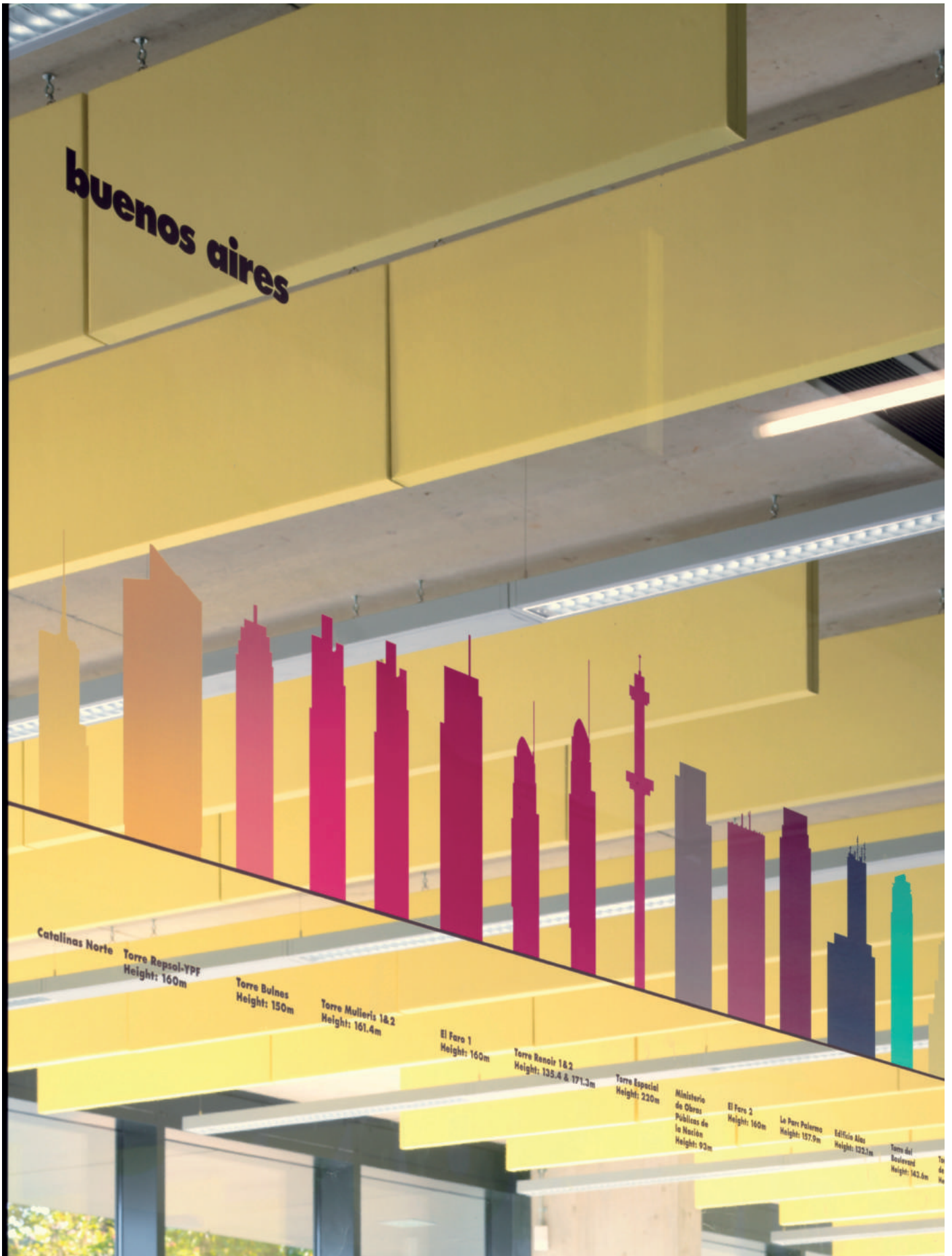
Breakout space



Main school corridor with baffles and break out spaces on either side



Break out spaces being used and enjoyed by Pupils



Detail of Long Room manifestations



Detail of manifestations on teh Long Room window



Sky Dining-student canteen facilities

A471_386 © Timothy Soar



South terrace seating area with view of the Sports Academy

A471_527 © Robert Parrish



Typical Science lab classroom



Breakout space with photography by Naoki Honjo



External Terrace spaces and Sports Pitches in the background



Terraces in the games area



Terraces in the games area



Sports pitches, attached to Academy Sport in use



Academy Sport façade

A471_478 © Robert Parrish



Academy Sport Building

A471_412 © Timothy Soar



Academy Sport main corridor and locker room graphics



Academy Sport main corridor and locker room graphics

A471_414 © Robert Parrish



Academy Sport supergraphics in Sports Hall



Sports hall facilities in use



Academy Sport supergraphics in dance studio

A471_437 © Robert Parrish



Academy Sport supergraphics in dance studio